


Visual Selection Guide

Clamping Technology | Vol.1: Manual, Pneumatic, Hydraulic



ABOUT DESTACO

Built on a Strong Foundation



Gripping Solutions



Linear Positioning Solutions



Rotary Positioning Solutions



Clamping Solutions



CRL Remote Handling Solutions



Robotic Tooling Solutions

Destaco, a Dover company, is a global leader in the design and manufacture of high-performance automation, workholding and remote-handling solutions. The company serves customers in a variety of end-markets, including the automotive, life sciences, consumer packaged goods, aerospace, industrial and nuclear sectors.

Built on a legacy of more than 100 years, Destaco offers a comprehensive portfolio of products designed to engineer precise movement, placement and control solutions that drive productivity and uptime for manufacturers around the world. The Destaco family of products consists of industry-leading brands such as Destaco Manual Clamps, Power Clamps, and End Effectors; CAMCO™ and Ferguson™ Indexers; Robohand™ Grippers; and CRL™ Manipulators and Transfer Ports.

Destaco is based in Auburn Hills, Michigan, U.S.A. The company has more than 800 employees with 13 locations, in 9 countries, across the Americas, Europe and Asia.

Destaco is part of Dover Corporation, a diversified global manufacturer with annual revenues of \$7 billion. The company delivers innovative equipment and components, specialty systems and support services through four major operating segments: Energy, Engineered Systems, Fluids, and Refrigeration & Food Equipment. Headquartered in Downers Grove, IL, (NYSE: DOV)

More information is available at destaco.com and dovercorporation.com

Focusing all our Resources

New Product Development

Destaco has dedicated resources to design and build the next generation of products and solutions

Customer Service and Technical Support

Destaco has industry leading global support to address any product and application concerns you may have

Design Tools

Destaco provides an extensive CAD library, sizing software, and online tools to support our global customers



Our Insight Working for You

Application Engineering

We utilize our expertise and complete portfolio of products to create solutions that fit our customers' needs and applications

Custom Solutions

If our off-the-shelf solutions don't fit, we will partner with our customers to develop products that will



Manual and Pneumatic Toggle Clamps and Swing Clamps

Designed to Hold Securely

Markets



Applications



Pneumatic Power Clamps

Clamp with Confidence

Markets



Applications












MANUAL CLAMPING SOLUTIONS

CLICK OR SCAN
To build & download
your own catalog on
these products.



Table of Contents

	Vertical Hold Down Clamps	24
	Horizontal Hold Down Clamps	32
	Straight Line Action Clamps	37
	Variable Stroke Straight Line Action Clamps	41
	Pull Action Latch Clamps	42
	Squeeze Action Plier Clamps	45
	Accessories	46
	Pneumatic Toggle Clamps	50
	Pneumatic Swing Clamps	55
	Pneumatic Power Cylinders	62
	Hydraulic Clamping Technology	64
	Pneumatic Power Clamps	66

MAKING OUR PRODUCTS SPECIAL FOR YOU

When an off-the-shelf product can't handle it - we can!

With many years of experience working with OEM machine builders, we can make our product fit your unique application. We will partner with you to design the right product for your application – from altering an existing product to building a completely new product, we have the experience and expertise to help your project succeed.

Using our expertise to develop custom solutions for unique applications, Destaco helps you save time and resources, allowing you to focus on your core business and gain a competitive advantage in the marketplace.

- Proven quality from the experts
- Reduce risk by using our experienced engineers
- Easy reordering with unique part numbers
- Simplify your supply chain
- Three levels of customization from simple alterations to complex custom products

Model 330
Standard Product



330-201 Stainless steel clamp with special hook and locking tab

Model 2002-U
Standard Product



2002-200 with bar cut & bolt retainer welded on

Model 604
Standard Product



604-229 Stainless steel straight line clamp used in chemical machining process

Model 624/624-MM
Standard Product



624-MM-872 with modified handle and square plunger

Model 202
Standard Product



202-200 without grip, with imperial threaded spindle

Model 630-M
Standard Product



630-38 with electroless nickel plating

Model 802-U
Standard Product



802-U219 with handle for manual operation


COLOR HANDLE OPTIONS FOR MANUAL CLAMPS

For visible assignment to security levels, operating modes or maintenance intervals

DESTACO is expanding the selection of color manual clamp handles. Different families of manual clamps are now available with 5 handle colors. The range of colors is interesting for customers who work in prototype construction as well as for customers who need to implement specific safety aspects using standardized color codes. Also it provides the option to have a customized color design.

- Manual lever handles in 5 different colors
- Can be ordered on 14 manual clamp series
- Available on other series models upon request, e.g. UB versions, locking clamps



 Look for this symbol for clamps that offer color handles.

Color Handle Options Overview

Alternate color handles are available for the series listed below that use our standard red handles*. Add -Y, -G, -B, -K to end of model number. Please see our catalog for models available within a series.

*Excludes Blackout Series, Toggle Lock Plus levers or dipped handles.




Manual Clamp Series	Standard Red Handle <small>Popular Model Number Used</small>	Green	Blue	Yellow	Black
202	202-U	202-U-G	202-U-B	202-U-Y	202-U-K
207	207-U	207-U-G	207-U-B	207-U-Y	207-U-K
602	602-MM	602-MM-G	602-MM-B	602-MM-Y	602-MM-K
604	604-MM	604-MM-G	604-MM-B	604-MM-Y	604-MM-K
624	624-MM	624-MM-G	624-MM-B	624-MM-Y	624-MM-K
213	213-USS	213-USS-G	213-USS-B	213-USS-Y	213-USS-K
227	227-U	227-U-G	227-U-B	227-U-Y	227-U-K
237	237-U	237-U-G	237-U-B	237-U-Y	237-U-K
2002	2002-U	2002-U-G	2002-U-B	2002-U-Y	2002-U-K
2007	2007-U	2007-U-G	2007-U-B	2007-U-Y	2007-U-K
2010	2010-U	2010-U-G	2010-U-B	2010-U-Y	2010-U-K
2013	2013-U	2013-U-G	2013-U-B	2013-U-Y	2013-U-K
2017	2017-U	2017-U-G	2017-U-B	2017-U-Y	2017-U-K
2027	2027-U	2027-U-G	2027-U-B	2027-U-Y	2027-U-K

STAINLESS STEEL CLAMPING SOLUTIONS

For Vertical, Horizontal, Pull-action Latch and Straight Line-Action Toggle Clamps

DESTACO's stainless steel product offering includes 60 models of vertical, horizontal, pull-action latch and straight line-action toggle clamps. They are, fabricated with corrosion, chemical and heat resistant stainless steel.












These stainless steel clamps are suitable for many applications that demand a clamp that is more robust than traditional steel models and are well-suited for outdoor use and food processing, as well as plating, finishing, chemical handling, pharmaceutical manufacturing and other high-temperature or harsh environments. They offer greater capabilities in a cost-effective package.



Product Highlights/Options

- Full stainless steel construction
- Corrosion and heat resistant
- Stainless steel, spindles, hooks and latch plates
- 60 models


Features, Markets and Applications










 <p>PERFORMANCE</p>	<ul style="list-style-type: none"> • Heat resisting non-magnetic stainless steel in the annealed state and slightly magnetic when cold worked • Stainless steel clamp and rivet design for withstanding corrosive or high temperature (>250° F) applications 	 <p>FOOD & PACKAGING</p>	 <p>ASSEMBLY</p>
 <p>INTERCHANGEABLE</p>	<ul style="list-style-type: none"> • Standard mounting pattern for interchangeability with exist equipment • Oil resistant vinyl or PVC handles can be removed for high temperature applications 	 <p>CONSUMER GOODS</p>	 <p>FIXTURE/TESTING</p>
 <p>SAFETY</p>	<ul style="list-style-type: none"> • Clamp can be locked in open and closed position with optional DESTACO® Toggle Lock Plus™ • Ergonomic and Safe operation 	 <p>INDUSTRIAL</p>	 <p>MOLDING</p>
		 <p>LIFE SCIENCES</p>	 <p>WELDING</p>

HORIZONTAL HOLD DOWN CLAMPS

Sizing and Application Chart

CLICK OR SCAN
To view full PDF
catalog pages on
these products



Series	Page #	Max. Holding Capacity N [lbf.]					Height Under Clamping Bar mm [inch]					Overall Height mm [inch]								
		0 to 1000 [0 to 225]	1000 to 2000 [225 to 450]	2000 to 3000 [450 to 675]	3000 to 5000 [675 to 1125]	5000 to 7000 [1125 to 1575]	7000 to 10000 [1575 to 2250]	0 to 10 [0 to 0.39]	10 to 20 [0.39 to 0.79]	20 to 30 [0.79 to 1.18]	30 to 40 [1.18 to 1.57]	40 to 50 [1.57 to 1.97]	50 to 60 [1.97 to 2.36]	0 to 25 [0 to 0.98]	25 to 40 [0.98 to 1.57]	40 to 55 [1.57 to 2.17]	55 to 70 [1.57 to 2.76]	70 to 85 [2.76 to 3.35]	85 to 100 [3.35 to 3.94]	100+ [1.57+]
 2013  2017	32		●					●						●						
	32			●					●						●					
 2027  213	32		●		●				●							●				
	33	●	●							●										
 217  227	33	●	●							●						●				
	33			●						●						●				
 237  245	33				●						●						●			
	34										●									●
 205 215	34	●						●												
	34		●	●						●				●						
225 235	35			●						●				●		●				
	35				●						●					●				
305 307	35	●						●						●						
	35		●							●						●				
309 206	35				●					●									●	
	36	●									●			●						
5305 5310	36			●						●				●						
	36							●		●					●					



CLICK OR SCAN
To view full PDF
catalog pages on
these products

HORIZONTAL HOLD DOWN CLAMPS

Sizing and Application Chart

Overall Length mm [inch]		Overall Width mm [inch]		Suitable Application Areas							Standard Material			Arm Style		Mounting Style		Service Environ- ment													
50 to 75 [1.97 to 2.95]	75 to 100 [2.95 to 3.94]	100 to 125 [3.94 to 4.92]	125 to 150 [4.92 to 5.91]	150 to 175 [5.91 to 6.89]	175 to 200 [6.89 to 7.87]	200 to 225 [7.87 to 8.86]	225 to 250 [8.86 to 9.84]	250+ [9.84+]	0 to 25 [0 to 0.98]	25 to 40 [0.98 to 1.57]	40 to 55 [1.57 to 2.17]	55 to 70 [1.57 to 2.76]	Welding	Assembly	Checking Fixtures	Machining	Woodworking	Closures	Food Processing	Duty Cycle	Steel	Stainless Steel	Color Handles	Toggle Lock Plus	U-Bar Version	Solid Arm Version	Straight Base	Flanged Base	Welded	Normal	Harsh/Dirty
			●										○	●	●	●	●	●	●	○	●		✓	✓	✓			✓		✓	✓
						●				●			○	●	●	●	●	●	●	○	○	✓	✓	✓		✓		✓	✓	✓	✓
							●				●		○	●	●	○	●	●	●	○	○	✓		✓	✓	✓			✓	✓	✓
	●								●				○	●	●	●	●	●	○	○	○	✓	✓			✓	✓	✓	✓	✓	✓
●			●							●			○	●	●	●	●	●	○	○	○	✓	✓			✓	✓	✓	✓	✓	✓
●	●								●				○	●	○	○	●	●	○	○	○	✓		✓	✓			✓	✓	✓	✓
●			●						●				○	●	○	○	○	○	○	○	○	✓	✓		✓	✓		✓	✓	✓	✓
					●								○	●	○	○	○	○	○	○	○	✓	✓	✓			✓	✓	✓	✓	✓
						●							○	●	○	○	○	○	○	○	○	✓	✓	✓			✓	✓	✓	✓	✓

● Excellent/High ○ Fair/Medium ● Poor/Low ⊗ Not Recommended





STRAIGHT LINE ACTION CLAMPS

Sizing and Application Chart

CLICK OR SCAN
To view full PDF
catalog pages on
these products



Series	Page #	Max. Holding Capacity N [lbf.]					Plunger Travel mm [inch]				
		0 to 1000 [0 to 225]	1000 to 2000 [225 to 450]	2000 to 3000 [450 to 675]	3000 to 5000 [675 to 1125]	5000 to 7000 [1125 to 1575]	7000 to 10000 [1575 to 2250]	10000+ [2250+]	0 to 20 [0 to 0.79]	20 to 40 [0.79 to 1.57]	40 to 60 [1.57 to 2.36]

 6001	 603	6001	37	●					●			
		601	37	●					●			
		6015	37		●				●			
		603	37		●					●		
		608	37			●					●	
		605	37	●						●		
		606	37	●						●		
 606	 607	607	38			●					●	
		609	38	●						●		
		610	38			●					●	
		615	38	●						●		
		620	38		●					●		
		630	38					●			●	
		640	38					●				●
		650	39					●				●
		95030	39		●					●		
		95040	39			●				●		
		95050	39					●			●	
		95060	39					●			●	
		5130	39				●				●	
		5131	39		●					●		
		5133	39			●						●
		5150	39				●			●		
		602	40	●					●			
		604	40		●					●		
		624	40			●					●	
		6004	40	●						●		
		614	40			●				●		
		670	40					●			●	
		675	40					●		●		
		690	40					●				●
		695	40					●		●		



CLICK OR SCAN
To view full PDF
catalog pages on
these products

STRAIGHT LINE ACTION CLAMPS

Sizing and Application Chart

Overall Height mm [inch]	Overall Length mm [inch]	Overall Width mm [inch]	Suitable Application Areas										Standard Material				Service Environment													
0 to 40 [0 to 1.57]	40 to 60 [1.57 to 2.36]	60 to 80 [2.36 to 3.15]	80 to 100 [3.15 to 3.94]	100 to 120 [3.15 to 4.72]	120 to 140 [4.72 to 5.51]	60 to 80 [2.36 to 3.15]	80 to 120 [2.36 to 4.72]	120 to 160 [4.72 to 6.30]	160 to 200 [6.30 to 7.87]	200 to 240 [7.87 to 9.45]	240 to 280 [9.45 to 11.02]	280+ [11.02+]	0 to 30 [0 to 1.18]	30 to 45 [1.18 to 1.77]	45 to 60 [1.77 to 2.36]	60 to 75 [2.36 to 2.95]	75 to 90 [2.95 to 3.54]	Welding	Assembly	Checking Fixtures	Machining	Woodworking	Food Processing	Duty Cycle	Steel	Stainless Steel	Color Handles	Toggle Lock Plus	Normal	Harsh/Dirty
●						●								●				○	○	○	○	○	○	○	✓	✓			✓	
●						●							●					○	○	○	○	○	○	○	✓	✓			✓	
●						●							●					○	○	○	○	○	○	○	✓	✓			✓	
	●						●							●				○	○	○	○	○	○	○	✓	✓	✓	✓	✓	
		●					●							●				○	○	○	○	○	○	○	✓	✓	✓	✓	✓	
	●						●							●				○	○	○	○	○	○	○	✓	✓	✓	✓	✓	
		●					●							●				○	○	○	○	○	○	○	✓	✓	✓	✓	✓	
	●						●							●				○	○	○	○	○	○	○	✓	✓	✓	✓	✓	
		●					●							●				○	○	○	○	○	○	○	✓	✓	✓	✓	✓	
	●						●							●				○	○	○	○	○	○	○	✓	✓	✓	✓	✓	
		●					●							●				○	○	○	○	○	○	○	✓	✓	✓	✓	✓	
	●						●							●				○	○	○	○	○	○	○	✓	✓	✓	✓	✓	
		●					●							●				○	○	○	○	○	○	○	✓	✓	✓	✓	✓	
	●						●							●				○	○	○	○	○	○	○	✓	✓	✓	✓	✓	
		●					●							●				○	○	○	○	○	○	○	✓	✓	✓	✓	✓	
	●						●							●				○	○	○	○	○	○	○	✓	✓	✓	✓	✓	
		●					●							●				○	○	○	○	○	○	○	✓	✓	✓	✓	✓	
	●						●							●				○	○	○	○	○	○	○	✓	✓	✓	✓	✓	
		●					●							●				○	○	○	○	○	○	○	✓	✓	✓	✓	✓	
	●						●							●				○	○	○	○	○	○	○	✓	✓	✓	✓	✓	
		●					●							●				○	○	○	○	○	○	○	✓	✓	✓	✓	✓	
	●						●							●				○	○	○	○	○	○	○	✓	✓	✓	✓	✓	
		●					●							●				○	○	○	○	○	○	○	✓	✓	✓	✓	✓	
	●						●							●				○	○	○	○	○	○	○	✓	✓	✓	✓	✓	
		●					●							●				○	○	○	○	○	○	○	✓	✓	✓	✓	✓	
	●						●							●				○	○	○	○	○	○	○	✓	✓	✓	✓	✓	
		●					●							●				○	○	○	○	○	○	○	✓	✓	✓	✓	✓	
	●						●							●				○	○	○	○	○	○	○	✓	✓	✓	✓	✓	
		●					●							●				○	○	○	○	○	○	○	✓	✓	✓	✓	✓	
	●						●							●				○	○	○	○	○	○	○	✓	✓	✓	✓	✓	
		●					●							●				○	○	○	○	○	○	○	✓	✓	✓	✓	✓	
	●						●							●				○	○	○	○	○	○	○	✓	✓	✓	✓	✓	
		●					●							●				○	○	○	○	○	○	○	✓	✓	✓	✓	✓	
	●						●							●				○	○	○	○	○	○	○	✓	✓	✓	✓	✓	
		●					●							●				○	○	○	○	○	○	○	✓	✓	✓	✓	✓	
	●						●							●				○	○	○	○	○	○	○	✓	✓	✓	✓	✓	
		●					●							●				○	○	○	○	○	○	○	✓	✓	✓	✓	✓	
	●						●							●				○	○	○	○	○	○	○	✓	✓	✓	✓	✓	
		●					●							●				○	○	○	○	○	○	○	✓	✓	✓	✓	✓	
	●						●							●				○	○	○	○	○	○	○	✓	✓	✓	✓	✓	
		●					●							●				○	○	○	○	○	○	○	✓	✓	✓	✓	✓	
	●						●							●				○	○	○	○	○	○	○	✓	✓	✓	✓	✓	
		●					●							●				○	○	○	○	○	○	○	✓	✓	✓	✓	✓	
	●						●							●				○	○	○	○	○	○	○	✓	✓	✓	✓	✓	
		●					●							●				○	○	○	○	○	○	○	✓	✓	✓	✓	✓	
	●						●							●				○	○	○	○	○	○	○	✓	✓	✓	✓	✓	
		●					●							●				○	○	○	○	○	○	○	✓	✓	✓	✓	✓	
	●						●							●				○	○	○	○	○	○	○	✓	✓	✓	✓	✓	
		●					●							●				○	○	○	○	○	○	○	✓	✓	✓	✓	✓	
	●						●							●				○	○	○	○	○	○	○	✓	✓	✓	✓	✓	
		●					●							●				○	○	○	○	○	○	○	✓	✓	✓	✓	✓	
	●						●							●				○	○	○	○	○	○	○	✓	✓	✓	✓	✓	
		●					●							●				○	○	○	○	○	○	○	✓	✓	✓	✓	✓	
	●						●							●				○	○	○	○	○	○	○	✓	✓	✓	✓	✓	
		●					●							●				○	○	○	○	○	○	○	✓	✓	✓	✓	✓	
	●						●							●				○	○	○	○	○	○	○	✓	✓	✓	✓	✓	
		●					●							●				○	○	○	○	○	○	○	✓	✓	✓	✓	✓	
	●						●							●				○	○	○	○	○	○	○	✓	✓	✓	✓	✓	
		●					●							●				○	○	○	○	○	○	○	✓	✓	✓	✓	✓	
	●						●							●				○	○	○	○	○	○	○	✓	✓	✓	✓	✓	
		●					●							●				○	○	○	○	○	○	○	✓	✓	✓	✓	✓	
	●						●							●				○	○	○	○	○	○	○	✓	✓	✓	✓	✓	
		●					●							●				○	○	○	○	○	○	○	✓	✓	✓	✓	✓	
	●						●							●				○	○	○	○	○	○	○	✓	✓	✓	✓	✓	
		●					●							●				○	○	○	○	○	○	○	✓	✓	✓	✓	✓	
	●						●							●				○	○	○	○	○	○	○	✓	✓	✓	✓	✓	
		●					●							●				○	○	○	○	○	○	○	✓	✓	✓	✓	✓	
	●						●							●				○	○	○	○	○	○	○	✓	✓	✓	✓	✓	
		●					●							●				○	○	○	○	○	○	○	✓	✓	✓	✓	✓	
	●						●							●				○	○	○	○	○	○	○	✓	✓	✓	✓	✓	
		●					●							●				○	○	○	○	○	○	○	✓	✓	✓	✓	✓	
	●						●							●				○	○	○	○	○	○	○	✓	✓	✓	✓	✓	
		●					●							●				○	○	○	○									

PULL ACTION LATCH CLAMPS

Sizing and Application Chart

CLICK OR SCAN
To view full PDF
catalog pages on
these products



Series	Page #	Max. Holding Capacity N [lbf.]						Plunger Travel mm [inch]					
		0 to 2000 [0 to 450]	2000 to 4000 [450 to 900]	4000 to 6000 [900 to 1350]	6000 to 10000 [1350 to 2250]	10000 to 20000 [2250 to 4500]	20000+ [4500+]	0 to 50 [0 to 1.97]	50 to 75 [1.497 to 2.95]	75 to 100 [2.95 to 3.94]	100 to 125 [3.94 to 4.92]	125 to 150 [4.92 to 5.91]	150+ [5.91+]
3031	42	●						●					
3051	42				●			●					
330	42	●						●					
351	42	●								●			
371	42		●								●		
381	42			●								●	
323	42	●						●					
331	42		●					●					
341	42				●				●				
375	43					●				●			
385	43						●		●				
324	44		●					●					
334	44			●					●				
344	44				●				●				
374	44					●		●					
301	44	●									●		
311	44			●						●			
3011	44				●					●			
353	44			●	—	●		●					




SQUEEZE ACTION PLIER CLAMPS

Sizing and Application Chart

CLICK OR SCAN
To view full PDF
catalog pages on
these products



Series	Page #	Max. Holding Capacity N [lbf.]					Maximum Clamping Thickness mm [inch]					Color Handles				
		0 to 1000 [0 to 225]	1000 to 2000 [225 to 450]	2000 to 3000 [450 to 675]	3000 to 4000 [675 to 900]	4000 to 5000 [900 to 1125]	5000 to 6000 [1125 to 1350]	0 to 10 [0 to 0.39]	10 to 20 [0.39 to 0.78]	20 to 30 [0.78 to 1.18]	30 to 40 [1.18 to 1.57]		40 to 60 [1.57 to 2.36]	60 to 80 [1.57 to 3.15]	80+ [2.26+]	
325	45				●									●		✓
345	45				●										●	✓
424	45	●						●								
441	45		●						●							
431	45	●							●							
462	45				●				●							
463	45				●								●			
482	45								●	●						
484	45								●				●			
486	45				●									●		





CLICK OR SCAN
To view full PDF
catalog pages on
these products

MANUAL CLAMPING ACCESSORIES

See pages 46-49 for more information



PNEUMATIC TOGGLE CLAMPS

Sizing and Application Chart

CLICK OR SCAN

To view full PDF catalog pages on these products



Series	Page #	Max. Holding Capacity N [lbf.]							Max. Exerting Force at 5bar [72PSI] N [lbf.]						
		0 to 1000 [0 to 225]	1000 to 2000 [225 to 450]	2000 to 3000 [450 to 675]	3000 to 5000 [675 to 1125]	5000 to 7000 [1125 to 1575]	7000 to 10000 [1575 to 2250]	10000+ [2250+]	0 to 1000 [0 to 225]	1000 to 2000 [225 to 450]	2000 to 3000 [450 to 675]	3000 to 4000 [675 to 900]	4000 to 5000 [900 to 1125]	5000 to 6000 [1125 to 1350]	6000 to 8000 [1350 to 1800]

812 858 8021 827 1200 803	812	50	●						●						
	802	50	●						●						
	807	50			●					●					
	810	51				●					●				
	846	51				●					●				
	847	52				●						●			
	8007	51				●					●				
	858	52						●						●	
	8021	52		●					●						
	8071	52		●							●				
	817	53		●						●					
	827	53				●					●				
	868	53													●
	803	54			●						●				
	8031	54						●				●			
	830	54							●			●			
850	54							●					●		
800*	54								●						
1200*	54								●						

*Pneumatic Single-Action Hold Down Clamp

PNEUMATIC SWING CLAMPS

Sizing and Application Chart

CLICK OR SCAN
To view full PDF
catalog pages on
these products



Series	Page #	Bore Size mm [in]						Total Stroke mm [in]				Clamp Stroke mm [in]		Clamping Force N [lbf]		Arm Rotation - Top of Stroke	Block Body Style	Threaded Body Style	Flanged Body Style	Sensor Ready	360° Arm Adjustability	Clamp Arm/Spindle Incl.	Manual Operation	Confined Space Operation
		Less than 20 [0.79]	20 to 30 [0.79 to 1.18]	30 to 40 [1.18 to 1.57]	40 to 50 [1.57 to 1.97]	50 to 60 [1.97 to 2.36]	60+ [2.36+]	10 to 20 [0.39 to 0.78]	20 to 30 [0.78 to 1.18]	30 to 40 [1.18 to 1.57]	40 to 50 [1.57 to 1.97]	50 to 60 [1.97 to 2.36]	0 to 10 [0 to 0.39]	10 to 20 [0.39 to 0.78]	20 to 30 [0.78 to 1.18]									
89R40 9540 89B40	9522-2	55	●				●				●			●			✓	✓	✓				✓	
	9530-2	55		●			●				●				●		✓	✓	✓				✓	
	9540-2	55			●		●				●				●		✓	✓	✓				✓	
	9550-2	55				●	●				●				●		✓	✓	✓				✓	
	89R20	56	●					●			●				●		✓	✓	✓				✓	
	89R32	56		●				●			●				●		✓	✓	✓				✓	
	89R40-010	56			●					●		●			●		✓	✓	✓				✓	
	89R40-025	56			●					●		●			●		✓	✓	✓				✓	
	89R50	56				●					●				●		✓	✓	✓				✓	
	89R63	56					●				●				●		✓	✓	✓				✓	
89B20 89B32 89B40 89B50 89B63	89B20	56	●				●			●				●		✓	✓	✓				✓		
	89B32	56		●			●			●				●		✓	✓	✓				✓		
	89B40	56			●		●			●				●		✓	✓	✓				✓		
	89B50	56				●		●		●				●		✓	✓	✓				✓		
	89B63	56					●		●		●			●		✓	✓	✓				✓		
8315	8115/8116	57	●				●			●				●		✓	✓	✓				✓		
	8315/9316	57		●				●		●				●		✓	✓	✓				✓		
89E20 89E32 89E40 89E50 89E63	89E20	57	●				●			●				●		✓	✓	✓				✓		
	89E32	57		●			●			●				●		✓	✓	✓				✓		
	89E40	57			●		●			●				●		✓	✓	✓				✓		
	89E50	57				●		●		●				●		✓	✓	✓				✓		
	89E63	57					●		●		●			●		✓	✓	✓				✓		
8215	8015/8016	58	●				●			●				●		✓	✓	✓				✓		
	8215/8216	58		●				●		●				●		✓	✓	✓				✓		
	8415/8416	58			●			●		●				●		✓	✓	✓				✓		
	035-125	58	●				●			●				●		✓	✓	✓				✓		
035-2 8732 6004-SW	035-132	58		●			●			●				●		✓	✓	✓				✓		
	035-140	58			●				●		●			●		✓	✓	✓				✓		
	035-150	58				●		●		●				●		✓	✓	✓				✓		
	035-225	58	●				●			●				●		✓	✓	✓				✓		
	035-232	58		●			●			●				●		✓	✓	✓				✓		
	035-240	58			●			●		●				●		✓	✓	✓				✓		
	035-250	58				●		●		●				●		✓	✓	✓				✓		
	8725	59	●								●				●		✓	✓	✓				✓	
8732	59		●							●				●		✓	✓	✓				✓		
8740 8750 6004-SW	8740	59			●					●				●		✓	✓	✓				✓		
	8750	59								●				●		✓	✓	✓				✓		
	6004-SW	61		N/A				●					●		●	✓	✓	✓				✓		

Color handles available.
See pg. 7 for more info.



CLICK OR SCAN
To view full PDF
catalog pages on
these products

PNEUMATIC POWER CYLINDERS

See pages 62-63 for more information



CLICK OR SCAN
To view full PDF
catalog pages on
these products

HYDRAULIC POWER CLAMPS

See pages 64-65 for more information



PNEUMATIC POWER CLAMPS

Sizing and Application Chart

CLICK OR SCAN
To view full PDF
catalog pages on
these products



Series	Page	Holding Torque at 5 bar Nm					Clamping Torque at 5 bar Nm					Piston Diameter mm						
		0 to 100	100 to 500	500 to 1000	1000 to 2000	2000 to 4000	0 to 100	100 to 500	500 to 1000	1000 to 2000	2000 to 4000	Less than 25	25	32	40	50	63	80
81L	66	●					●					●						
82L-4	67	●					●					●	●					
82L-2	68	●	●				●	●				●	●	●				
TCC-2	72	●					●								●	●		
82M-3E	74	●		●	●		●	●						●	●	●		
52H-3E	76			●														
870/871	81	●					●							●				
860/861	82		●				●								●			
890/891	82			●			●										●	
1000/1001	82			●			●		●								●	●
82D	83	●					●	●						●			●	
84A	85	●	●				●	●						●	●			


2002, 2007

CLICK OR SCAN
QR codes for full catalog
pages on products

Vertical Hold Down Clamps

2002 Series

Max. Holding Capacity: 2700 N [600 lbf]

 Color handle option available.
See pg. 7 for more info.



2002-U/USS
Flanged Base
U-Bar



-USS Stainless
Steel Model

2002-U-LS-BLK ⓘ
Blackout Series
Flanged Base
U-Bar



2002-S
Flanged Base
Solid Bar



2002-UB
Straight Base
U-Bar



2002-UB-LS-BLK ⓘ
Blackout Series
Straight Base
U-Bar



2002-SB
Straight Base
Solid Bar



2002-UR/URSS
Flanged Base
U-Bar
DESTACO®
Toggle Lock
Plus



-URSS Stainless Steel Model

2002-SR ⓘ
Flanged Base
Solid Bar
DESTACO®
Toggle Lock
Plus



2002-UBR
Straight Base
U-Bar
DESTACO®
Toggle Lock
Plus



2002-SBR ⓘ
Straight Base
Solid Bar
DESTACO®
Toggle Lock
Plus



2002-U207
Flanged Base
U-Bar
Interchangeable
with 207 Series



2002-UR207
Flanged Base
U-Bar
Interchangeable
with 207 Series
DESTACO®
Toggle Lock
Plus




2002-UF
Front Mount Base
U-Bar



2007-UF
Front Mount Base
U-Bar



 Color handle option
available. See pg. 7
for more info.

2007 Series

Max. Holding Capacity: 4450 N [1000 lbf]

2007-U/USS
Flanged Base
U-Bar



-USS Stainless
Steel Model

2007-U-LS-BLK ⓘ
Blackout Series
Flanged Base
U-Bar



2007-S
Flanged Base
Solid Bar



2007-UB
Straight Base
U-Bar



2007-UB-LS-BLK ⓘ
Blackout Series
Straight Base
U-Bar



2007-SB
Straight Base
Solid Bar



2007-UR/URSS
Flanged Base
U-Bar
DESTACO®
Toggle Lock
Plus



-URSS Stainless Steel Model

2007-SR ⓘ
Flanged Base
Solid Bar
DESTACO®
Toggle Lock
Plus



2007-UBR
Straight Base
U-Bar
DESTACO®
Toggle Lock
Plus



2007-SBR ⓘ
Straight Base
Solid Bar
DESTACO®
Toggle Lock
Plus



ⓘ This item is available upon request


CLICK OR SCAN
QR codes for full catalog
pages on products

2010, 201

Vertical Hold Down Clamps

2010 Series

Max. Holding Capacity: 6230 N [1400 lbf]

 Color handle option available.
See pg. 7 for more info.



2010-U
Flanged Base
U-Bar



2010-S
Flanged Base
Solid Bar



2010-UB
Straight Base
U-Bar



2010-SB
Straight Base
Solid Bar



2010-UR
Flanged Base
U-Bar
DESTACO®
Toggle Lock
Plus



2010-SR^①
Flanged Base
Solid Bar
DESTACO®
Toggle Lock
Plus



2010-UBR
Straight Base
U-Bar
DESTACO®
Toggle Lock
Plus




2010-SBR^①
Straight Base
Solid Bar
DESTACO®
Toggle Lock
Plus



201 Series

Max. Holding Capacity: 440 N [100 lbf]
560 N [125 lbf] (**USS**)

 Color handle option available.
See pg. 7 for more info.



201-U/USS
Flanged Base
U-Bar



-USS Stainless
Steel Model



201-UB
Straight Base



201-TU
Flanged Base
U-Bar
T-Handle



^① This item is available upon request

Dimensions and technical information are subject to change without notice


202

CLICK OR SCAN
QR codes for full catalog
pages on products

Vertical Hold Down Clamps

202 Series

Max. Holding Capacity: 890 N [200 lbf]
1110 N [250 lbf] (**USS, SS**)

 Color handle option available.
See pg. 7 for more info.



202-U/USS
Flanged Base
U-Bar



-USS Stainless
Steel Model



202-UL
Flanged Base
Long U-Bar



202/-SS
Flange Base
Solid Bar



-SS Stainless
Steel Model



202-UB
Straight Base
U-bar



202-B
Straight Base
Solid Bar



202-TU
Flanged Base
U-bar,
T-Handle



202-T
Flanged Base
Solid Bar
T-Handle



202-U-L ⓘ
Flanged Base
Open U-Bar



202-U-L-BLK ⓘ
Blackout Series
Flanged Base
Open U-Bar



202-UB-L ⓘ
Straight Base
Open U-Bar



202-UB-L-BLK ⓘ
Blackout Series
Straight Base
Open U-Bar



202305
Flanged Grip.
Provides added safety
and protection. Fits all
202 Series (except
T-Handle) clamps.
Order separately.




ⓘ This item is available upon request

ⓘ This item is available upon request

207 Series

Max. Holding Capacity: 1670 N [375 lbf]
2000 N [450 lbf] (USS)
2220 N [500 lbf] (S, L, LR, SB, LB, LBR, SF)

 Color handle option available.
See pg. 7 for more info.



207-U
Flanged Base
U-Bar



-USS Stainless
Steel Model



207-UL
Flanged Base
Long U-Bar



207-S
Flanged Base
Solid Bar



207-L
Flanged Base
Long Solid Bar



207-TU
Flanged Base
T-Handle
U-Bar



207-TUL
Flanged Base
T-Handle
Long U-Bar



207-UR
Flanged Base
U-Bar
DESTACO®
Toggle Lock
Plus



207-LR
Flanged Base
Long Solid Bar
DESTACO®
Toggle Lock
Plus



207-UB
Straight Base
U-Bar



207-ULB
Straight Base
Long U-Bar



207-SB
Straight Base
Solid Bar



207-LB
Straight Base
Long Solid
Bar



207-LBR ⓘ
Straight Base
Long Solid Bar
DESTACO®
Toggle Lock
Plus



207-UF ⓘ
U-Bar
Dual Mount



207-SF ⓘ
Solid Bar
Dual Mount



207-U-L ⓘ
Flange Base
Open Bar



207-U-L-BLK
Blackout Series
Flanged Base
Open U-Bar



207-UB-L ⓘ
Straight Base
Open Bar



207-UB-L-BLK
Blackout Series
Straight Base
Open U-Bar



207305
Flanged Grip.
Provides added safety
and protection. Fits all
207 Series (except
T-Handle) clamps.
Order separately.



ⓘ This item is available upon request


210, 247, 267, 5900

CLICK OR SCAN
QR codes for full catalog
pages on products

Vertical Hold Down Clamps

210 Series

Max. Holding Capacity: 2670 N [600 lbf]
3340 N [750 lbf] (**USS, SB, SR**)

 Color handle option available.
See pg. 7 for more info.



210-U/USS
Flanged Base
U-Bar



-USS Stainless
Steel Model



210-S
Flanged Base
Solid Bar



210-UB
Straight Base
U-bar



210-SB
Straight Base
Solid Bar



210-UR
Flanged Base
U Bar
DESTACO®
Toggle Lock
Plus



210-SR
Flanged Base
Solid Bar
DESTACO®
Toggle Lock
Plus




210-TU
Flanged Base
U Bar
T-Handle



247, 267 Series

Max. Holding Capacity: 4450 N [1000 lbf] (**247**)
5340 N [1200 lbf] (**267**)

 Color handle option available.
See pg. 7 for more info.



247-U
Flanged Base
U-Bar



247-S
Flanged Base
Solid Bar



267-U
Flanged Base
U-Bar




267-S①
Flanged Base
Solid Bar



5900 Series

Max. Holding Capacity: 3340 N [750 lbf] (**5905**)
7120 N [1600 lbf] (**5910**)
12230 N [2750 lbf] (**5915**)

 Color handle option available.
See pg. 7 for more info.



5905/5910/5915
Flanged Base



5905-B/5910-B/5915-B
Solid Base



① This item is available upon request

CLICK OR SCAN
QR codes for full catalog
pages on products

5100, 528, 548, 578, 533, 535

Vertical Hold Down Clamps

5100 Series

Max. Holding Capacity: 3100 N [700 lbf] (**5105**)
5100 N [1150 lbf] (**5110**)



5105/5110
Flanged Base



5105-B/5110-B
Solid Base



5105-R/5110-R
Flanged Base
DESTACO®
Toggle Lock
Plus



5105-BR①/5110-BR①
Solid Base
DESTACO®
Toggle Lock
Plus



528 Series

Max. Holding Capacity: 4450 N [1000 lbf]



528
Flanged Base
Solid Bar



528-F①
Front Mount
Base Solid Bar



548, 578 Series

Max. Holding Capacity: 11100N [2500lbf] (**548**)
17800 N [4000 lbf] (**578**)



548
Straight Base
Solid Bar




578
Straight Base
Solid Bar



533, 535 Series

Max. Holding Capacity: 7000N [1575 lbf] (**533**)
10000 N [2250 lbf] (**535**)

 Color handle option available.
See pg. 7 for more info.



533-L
Flanged Base
Solid Bar



533-LB
Straight Base
Solid Bar



535-L
Flanged Base
Solid Bar



535-LB
Straight Base
Solid Bar



① This item is available upon request

91090, 317, 7-XXX, 527, 229

CLICK OR SCAN
QR codes for full catalog
pages on products

Vertical Hold Down Clamps

91090 Series

Max. Holding Capacity:
1710 N [385 lbf]



Color handle
option available.
See pg. 7 for
more info.



91090
Front Flanged Base
Open Bar



317 Series

Max. Holding Capacity:
1670 N [375 lbf] (U)
1780 N [400 lbf] (S)



Color handle
option available.
See pg. 7 for
more info.



317-U
U-Bar



317-S
Solid Bar



7-101, 7-58, 7-59, 7-60 Series

Max. Holding Capacity:
2110 N [475 lbf] (7-101)
2670 N [600 lbf] (7-58)
4450 N [1000 lbf] (7-59)
7120 N [1600 lbf] (7-60)



7-101



7-58
7-59
7-60



527 Series

Max. Holding Capacity:
4450 N [1000 lbf]



527
Flanged Base



527-F ⓘ
Front Mount



229 Series

Max. Holding Capacity:
4450 N [1000 lbf]



Color handle
option available.
See pg. 7 for
more info.



229
Flanged Base
Open Bar



ⓘ This item is available upon request


CLICK OR SCAN
QR codes for full catalog
pages on products

500

Vertical Hold Down Clamps

500 Series

Max. Holding Capacity: 7000 N [1575 lbf] (503)
11000 N [2475 lbf] (505)
22500 N [5060 lbf] (506)

 Color handle
option available.
See pg. 7 for
more info.



503-MB
Swivel Base



503-MLB
Long Base



503-MLBR
Long Base,
DESTACO®
Toggle Lock
Plus™



503-MBLSC ⓘ
Swivel Base
with Locking
Spring Clip



503-MLBLSC ⓘ
Long Base
with Locking
Spring Clip



505-MB
Swivel Base



505-MLB
Long Base



505-MBLSC ⓘ
Swivel Base
with Locking
Spring Clip



505-MLBLSC ⓘ
Long Base
with Locking
Spring Clip



506-MB
Swivel Base



506-MLB ⓘ
Long Base



506-MBLSC ⓘ
Swivel Base
with Locking
Spring Clip



506-MLBLSC ⓘ
Long Base
with Locking
Spring Clip




Accessories



Handle
503503-L (503)
505503-L (505)
506503-L (506)



Clamping Bar
503501 (503)
505501 (505)
506501 (506)



Base Plate
503502 (503)
505502 (505)
506502 (506)

ⓘ This item is available upon request

2013, 2017, 2027, 213

CLICK OR SCAN
QR codes for full catalog
pages on products

Horizontal Hold Down Clamps

2013 Series

Max. Holding Capacity: 1310 N [295 lbf]

2013-U
Flanged Base
U-Bar




2013-U-LS-BLK ⓘ
Blackout Series
Flanged Base
U-Bar



2013-UR
Flanged Base, U-Bar
DESTACO® Toggle
Lock Plus™



 Color handle option
available. See pg. 7
for more info.



2017 Series

Max. Holding Capacity: 2500 N [560 lbf]

2017-U
Flanged Base
U-Bar




2017-U-LS-BLK ⓘ
Blackout Series
Flanged Base
U-Bar



2017-UR
Flanged Base, U-Bar
DESTACO® Toggle
Lock Plus™



 Color handle option
available. See pg. 7
for more info.



2027 Series

Max. Holding Capacity: 3740 N [840 lbf]

2027-U
Flanged Base
U-Bar




2027-U-LS-BLK ⓘ
Blackout Series
Flanged Base
U-Bar



2027-UR
Flanged Base, U-Bar
DESTACO® Toggle
Lock Plus™



 Color handle option
available. See pg. 7
for more info.



213 Series

Max. Holding Capacity: 670 N [150 lbf]

213-U/USS
Flanged Base
U-Bar



-USS Stainless
Steel Model



213-U-LS-BLK ⓘ
Blackout Series
Flanged Base
U-Bar



213-UB
Straight Base
U-Bar



213-UB-LS-BLK ⓘ
Blackout Series
Straight Base
U-Bar



213-U-L ⓘ
Flanged Base
Open Bar



213-U-L-BLK ⓘ
Flanged Base
Open Bar




213-UB-L ⓘ
Straight Base
Open Bar



213-UB-L-BLK ⓘ
Blackout Series
Straight Base
Open Bar



ⓘ This item is available upon request

 Color handle option available.
See pg. 7 for more info.



CLICK OR SCAN

QR codes for full catalog pages on products

217, 227

Horizontal Hold Down Clamps



217 Series

Max. Holding Capacity: 900 N [200 lbf]
1110 N [250 lbf] (USS)

Color handle option available.
See pg. 7 for more info.

217-U/USS
Flanged Base
U-Bar



-USS Stainless Steel Model



217-U-LS-BLK ⓘ
Blackout Series
Flanged Base
U-Bar



217-UB
Straight Base
U-Bar



217-UB-LS-BLK ⓘ
Blackout Series
Straight Base
U-Bar



217-U-L ⓘ
Flanged Base
Open Bar



217-U-L-BLK ⓘ
Flanged Base
Open Bar



217-UB-L ⓘ
Straight Base
Open Bar



217-UB-L-BLK ⓘ
Blackout Series
Straight Base
Open Bar



227 Series

Max. Holding Capacity: 2220 N [500 lbf]
2670 N [600 lbf] (USS)

Color handle option available.
See pg. 7 for more info.



227-U/USS
Flanged Base
U-Bar



-USS Stainless Steel Model



227-U-LS-BLK ⓘ
Blackout Series
Flanged Base
U-Bar



227-UB
Straight Base
U-Bar



227-UB-LS-BLK ⓘ
Blackout Series
Straight Base
U-Bar



227-U-L ⓘ
Flanged Base
Open Bar



227-U-L-BLK ⓘ
Flanged Base
Open Bar



227-UB-L ⓘ
Straight Base
Open Bar



227-UB-L-BLK ⓘ
Blackout Series
Straight Base
Open Bar



ⓘ This item is available upon request


237, 245, 205, 215

CLICK OR SCAN
QR codes for full catalog
pages on products

Horizontal Hold Down Clamps

237 Series

Max. Holding Capacity:
3340 N [750 lbf]
3780 N [850 lbf] (**USS**)

 Color handle
option available.
See pg. 7 for
more info.



237-U/USS
Flanged Base
U-Bar



-**USS** Stainless
Steel Model

245 Series

Max. Holding Capacity:
4450 N [1000 lbf]
245-U

Flanged Base
U-Bar



205 Series

Max. Holding Capacity: 270N [60 lbf]
340N [75 lbf] (**USS, SSS**)



205-U/USS
Flanged Base
U-Bar



-**USS** Stainless
Steel Model

205-UB ⓘ
Straight Base
U-Bar



205-UL ⓘ
Left Flanged Base
U-Bar



205-UR ⓘ
Right Flanged Base
U-Bar



205-S/SSS
Flanged Base
Solid Bar



-**USS** Stainless
Steel Model

205-SB ⓘ
Straight Base
Solid Bar



205-SL ⓘ
Left Flanged Base
Solid Bar



205-SR ⓘ
Right Flanged Base
Solid Bar



215 Series

Max. Holding Capacity: 890 N [200 lbf]
1110 N [250 lbf] (**USS**)



215-U/USS
Flanged Base
U-Bar



-**USS** Stainless
Steel Model

215-UB ⓘ
Straight Base
U-Bar



215-S
Flanged Base
Solid Bar



ⓘ This item is available upon request

CLICK OR SCAN
QR codes for full catalog
pages on products

225, 235, 305, 307, 309

Horizontal Hold Down Clamps



225 Series

Max. Holding Capacity: 2220 N [500 lbf]
2670 N [600 lbf] (**USS, URSS, UBSS**)

225-U/USS

Flanged Base
U-Bar



-**USS** Stainless
Steel Model

225-UR/URSS

Flanged Base, U-Bar
DESTACO®
Toggle Lock
Plus



-**URSS** Stainless
Steel Model

225-UB/UBSS ⓘ

Straight Base
U Bar



225-UF

Front Mount Base
U-Bar



-**UBSS** Stainless
Steel Model

235 Series

Max. Holding Capacity: 3340 N [750 lbf]
3780 N [850 lbf] (**USS, URSS**)

Color handle option available.
See pg. 7 for more info.



235-U/USS

Flanged Base
U-Bar



-**USS** Stainless
Steel Model



235-UR/URSS

Flanged Base
U-Bar
DESTACO®
Toggle Lock
Plus



-**URSS** Stainless
Steel Model



235-UB ⓘ

Straight Base
U Bar



235-UF

Front Mount Base
U-Bar



305, 307, 309 Series

Max. Holding Capacity: 670 N [150 lbf] (**305**)
900 N [200 lbf] (**305-USS, 305-URSS**)
1560 N [350 lbf] (**307**)
3340 N [750 lbf] (**309**)



305-U/USS

Flanged Base
U-Bar



-**USS** Stainless
Steel Model



305-UR/URSS

Flanged Base
U-Bar
DESTACO®
Toggle Lock
Plus™



-**URSS** Stainless
Steel Model



307-U/USS

Flanged Base
U-Bar



-**USS** Stainless
Steel Model



307-UR/URSS

Flanged Base
U-Bar



-**URSS** Stainless
Steel Model

DESTACO®
Toggle Lock
Plus™



309-U/USS

Flanged Base
U-Bar



-**USS** Stainless
Steel Model



309-UR ⓘ

Flanged Base
U-Bar

DESTACO®
Toggle Lock
Plus™



ⓘ This item is available upon request

206, 5300

CLICK OR SCAN
QR codes for full catalog
pages on products

Horizontal Hold Down Clamps

206 Series

Max. Holding Capacity: 440 N [100 lbf]

206-SS

Flanged Base
Low U-Bar
Stainless Steel



206-HSS

Flanged Base
High U-Bar
Stainless Steel



5300 Series

Max. Holding Capacity: [600lbf] 2670N (5305)
[1300lbf] 5780N (5310)



Color handle option available.
See pg. 7 for more info.



5305/5310

Flanged Base



5305-B/5310-B

Solid
Base



5305-R/5310-R

Flanged Base

DESTACO®
Toggle Lock
Plus



5305-BR ⓘ/5310-BR ⓘ

Solid Base

DESTACO®
Toggle Lock
Plus



ⓘ This item is available upon request

CLICK OR SCAN
QR codes for full catalog
pages on products

6001, 601, 6015, 603, 608

Straight Line Action Clamps



6001 Series

Max. Holding Capacity: [150 lbf] 670 N

6001/-M



6001-SS/-MSS



601 Series

Max. Holding Capacity: [100 lbf] 440 N



601



601-M



601-O

Straight Base
U-Bar



601-SS

Stainless steel



601-OSS^①

Stainless steel
External
thread



6015 Series

Max. Holding Capacity: [560 lbf] 2500 N
[630 lbf] 2800 N (SS, MSS)



6015/-M



6015-SS/-MSS

Stainless
Steel



6015-R/-MR

DESTACO®
Toggle Lock
Plus



603, 608 Series

Max. Holding Capacity: [600 lbf] 2670 N (603, 603-M, 603-R, 603-MR)
[840 lbf] 3740 N (603-SS, 603-MSS)
[850 lbf] 3780 N (608)



Color handle option available.
See pg. 7 for more info.



603/-M



603-SS/-MSS

Stainless
Steel



603-R/-MR

DESTACO®
Toggle Lock
Plus



608/-M



^① This item is available upon request


605, 606, 607, 609, 610, 615, 620, 630

CLICK OR SCAN
QR codes for full catalog
pages on products

Straight Line Action Clamps

605 Series

Max. Holding Capacity:
[300 lbf] 1330 N

 Color handle
option available.
See pg. 7 for
more info.



605/-M



606 Series

Max. Holding Capacity:
[450 lbf] 2000 N




606/-M



607 Series

Max. Holding Capacity:
[800 lbf] 3560 N

 Color handle
option available.
See pg. 7 for
more info.



607/-M




607-SQ/-SQM
with Square
Plunger



609 Series

Max. Holding Capacity:
[300 lbf] 1330 N

 Color handle
option available.
See pg. 7 for
more info.



609
Flanged Base



609-B
Straight Base



610 Series

Max. Holding Capacity:
[800 lbf] 3560 N




610/-M



615 Series

Max. Holding Capacity:
[300 lbf] 1330 N

 Color handle
option available.
See pg. 7 for
more info.




615



620 Series

Max. Holding Capacity:
[600 lbf] 2670 N

 Color handle
option available.
See pg. 7 for
more info.




620/-M



630 Series

Max. Holding Capacity:
[2,500 lbf] 11100 N

 Color handle
option available.
See pg. 7 for
more info.



630/-M



630-R/MR
DESTACO®
Toggle Lock
Plus



630-SS/MSS
Stainless Steel



630-RSS/MRSS
Stainless Steel
DESTACO®
Toggle Lock
Plus




CLICK OR SCAN
QR codes for full catalog
pages on products

640, 650, 95000, 5000

Straight Line Action Clamps

640 Series

Max. Holding Capacity:
[7,500 lbf] 33400 N

 Color handle
option available.
See pg. 7 for
more info.



650 Series

Max. Holding Capacity:
[16,000 lbf] 71200 N



640/-M



640-R/-MR

DESTACO®
Toggle Lock
Plus



650/-M



95000 Series

Max. Holding Capacity: [550 lbf] 2450 N (**95030**)
[1100 lbf] 4900 N (**95040**)
[1650 lbf] 7340 N (**95050**)
[3960 lbf] 17600 N (**95060**)



95030



95040



95050 ⓘ



95060 ⓘ



5130, 5131, 5133 Series

Max. Holding Capacity: [2500 lbf] 11120 N (**5131**)
[5800 lbf] 25800N (**5130**)
[4600 lbf] 20460N (**5133**)



5130/-M

5131/-M

5133/-M

Flanged Base



5130-B/-MB

5131-B/-MB

5133-B/-MB

Solid Base



5130-R/-MR

5131-R/-MR

5133-R/-MR

Flanged Base

DESTACO®
Toggle Lock
Plus



5130-BR ⓘ/-MBR ⓘ

5131-BR ⓘ/-MBR ⓘ

5133-BR ⓘ/-MBR ⓘ

Solid Base

DESTACO®
Toggle Lock
Plus



5150 Series

Max. Holding Capacity: [5800lbf] 25800N



5150/-M

Flanged Base



5150-B/-MB

Solid Base



5150-R/-MR

Flanged Base

DESTACO®
Toggle Lock
Plus



5150-BR ⓘ/-MBR ⓘ

Solid Base

DESTACO®
Toggle Lock
Plus



ⓘ This item is available upon request

Dimensions and technical information are subject to change without notice


602, 604, 624, 6004, 614, 670, 675, 690, 695

CLICK OR SCAN
QR codes for full catalog
pages on products

Straight Line Action Clamps

602, 604, 624 Series

Max. Holding Capacity: [200 lbf] 900 N (**602 Series**)
[300 lbf] 1330 N (**604, 604-R, 604-MM, 604-MMR**)
[400 lbf] 1780 N (**604-SS, 604-RSS, 604-MMSS, 604-MMRSS**)
[700 lbf] 3110 N (**624 Series**)

 Color handle
option available.
See pg. 7 for
more info.



602/-SS/-MM/-MMSS



604/-SS/-MM/-MMSS ⓘ 604-R/-RSS/-MMR/-MMRSS



DESTACO®
Toggle Lock
Plus

624/-SS/-MM/ 624-R/-RSS/-MMR/-MMRSS



DESTACO®
Toggle Lock
Plus

6004 Series


Max. Holding Capacity: [450 lbf] 2000 N

6004/-MM



6004-R/-MMR DESTACO® Toggle Lock Plus



 Color handle
option available.
See pg. 7 for
more info.



Mounting Plates for 602, 604, 624, 6004 Series

602106-M (602, 602-MM)



604106 (604, 6004) 604106-M (604-MM, 6004-MM)




624106-M (624, 624-MM)



614 Series

Max. Holding Capacity:
[1125 lbf] 5000 N

 Color handle
option available.
See pg. 7 for
more info.



614-M



670, 675, 690, 695 Series

Max. Holding Capacity:
[2400 lbf] 10680 N (**670-1, 675-1**)
[5000 lbf] 22240 N (**690-1, 695-1**)



670-1MBPLS



675-1MBPLS



690-1MBPLS



695-1MBPLS ⓘ



ⓘ This item is available upon request

CLICK OR SCAN
QR codes for full catalog
pages on products

FO, FL, G, F

Variable Stroke Straight Line Action Clamps



FO Series

Type of Mounting:

- Foot mount

Type of Actuation:

- Hand wheel or hand lever (one-handed operation)
- Locking lever and Plunger (two-handed operation)




FL Series

Type of Mounting:

- Flange mount

Type of Actuation:

- Locking lever or hand wheel (one-handed operation)
- Locking lever and Plunger (two-handed operation)



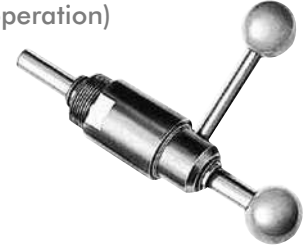
G Series








Type of Mounting:


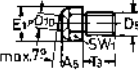
- Through hole mount

Type of Actuation:

- Locking lever and Plunger (two-handed operation)
- Hand wheel or hand lever (one-handed operation)



		Model	Holding Capacity Max. [lbs] N
Flanged base 		FO-082-40	[335] 1500
		FO-120	[675] 3000
		FO-121-45	[675] 3000
		FO-122-45	[675] 3000
	Front flange 		FO-160
FO-161-60			[2020] 9000
FO-162-60			[2020] 9000
FO-220			[4045] 18000
Threaded mount 			FL-120
	FL-121-45		[675] 3000
	FL-122-45		[675] 3000
	FL-160		[2020] 9000
			FL-161-60
FL-162-60			[2020] 9000
G-082-40			[335] 1500
		G-120	[675] 3000
		G-121-45	[675] 3000
		G-122-45	[675] 3000

Accessories	Model
Plunger 	12/100
	12/200
	12/300
	16/100
	16/200
	16/300
	16/400
	16/500
	22/100
	22/200
Swivel thrust pad 	K508
	K612
	K816
	K1222

F Series

Type of Mounting:

- Block style base provides for variable mounting

Type of Actuation:

- Two-Hand/Plunger-Hand Lever



Model	Holding Capacity Max. [lbs] N
F-160	[4040] 18000




3031, 3051, 330, 351, 371, 381, 323, 331, 341

CLICK OR SCAN
QR codes for full catalog pages on products

Pull Action Latch Clamps

3031, 3051 Series

Max. Holding Capacity: 6700N [1500lbf]

 Color handle option available.
See pg. 7 for more info.



3031/-SS



3031-R/-RSS

DESTACO®
Toggle Lock
Plus



3051/-SS




3051-R/-RSS

DESTACO®
Toggle Lock
Plus



330, 351, 371, 381 Series

Max. Holding Capacity: 900 N [200 lbf] (**330**)
1670 N [375 lbf] (**351**)
2000 N [450 lbf] (**351-SS**)
3340 N [750 lbf] (**371**)
4450 N [1000 lbf] (**381**)

 Color handle option available.
See pg. 7 for more info.



330/-SS



351/-SS



351-B/-BSS
Narrow Base



351-R/-RSS

DESTACO®
Toggle Lock
Plus



371/-SS



371-R/-RSS

DESTACO®
Toggle Lock
Plus




381/-SS



323, 331, 341 Series

Max. Holding Capacity: 1600 N [360 lbf] (**323**)
3200 N [720 lbf] (**331**)
8900 N [2000 lbf] (**341**)

 Color handle option available.
See pg. 7 for more info.



323/-SS



323-R/-RSS

DESTACO®
Toggle Lock
Plus



331/-SS



331-R/-RSS

DESTACO®
Toggle Lock
Plus



341/-SS



341-R/-RSS

DESTACO®
Toggle Lock
Plus



 This item is available upon request

CLICK OR SCAN


QR codes for full catalog pages on products

375, 385

Pull Action Latch Clamps

375 Series

Max. Holding Capacity: [4000 lbf] 17800 N

 Color handle option available. See pg. 7 for more info.



375



375-R
DESTACO®
Toggle Lock
Plus



375-B
Weld-on
Mounting



375-BR ⓘ
Weld-on
Mounting
DESTACO®
Toggle Lock
Plus



375509
Cleat



385102
Optional
Latch Plate
for 375 and
375-R



385 Series

Max. Holding Capacity: [7500 lbf] 33300 N (385)



385/-SS



385-R/-RSS
DESTACO®
Toggle Lock
Plus



385-L
Low Profile
Handle



385102
Optional
Latch Plate
for 385, 385-R
and 385-L



385902
Optional Stainless
Latch Plate for
385-SS and
385-RSS



ⓘ This item is available upon request


324, 334, 344, 374, 301, 311, 3011, 353

CLICK OR SCAN
QR codes for full catalog
pages on products

Pull Action Latch Clamps

324, 334, 344, 374 Series

Max. Holding Capacity: [500 lbf] 2200 N (**324**)
[1000 lbf] 4450 N (**334**)
[2000 lbf] 8900 N (**344**)
[4000 lbf] 17800 N (**374**)

 Color handle option available.
See pg. 7 for more info.



324/-SS



324-R/-RSS

DESTACO®
Toggle Lock
Plus



334/-SS



334-R/-RSS

DESTACO®
Toggle Lock
Plus



344/-SS



344-R/-RSS

DESTACO®
Toggle Lock
Plus




374



301, 311 Series

Max. Holding Capacity:
1670 N [375 lbf] (**301**)
2000 N [450 lbf] (**301-SS**)
5340 N [1200 lbf] (**311**)

 Color handle option available.
See pg. 7 for
more info.



3011 Series

Max. Holding Capacity:
8900 N [2000 lbf]



301/-SS



311



3011



353 Series

Max. Holding Capacity: 12460 N [2800 lbf] (**353-35**)
9350 N [2100 lbf] (**353-65**)



353-35



353-65




CLICK OR SCAN
QR codes for full catalog
pages on products

325, 345, 424, 441, 431, 460, 480

Squeeze Action Plier Clamps

325 Series

Max. Holding Capacity:
3560 N [800 lbf]

 Color handle
option available.
See pg. 7 for
more info.




325/-SS



345 Series

Max. Holding Capacity:
3560 N [800 lbf]

 Color handle
option available.
See pg. 7 for
more info.



345



345-G



424, 441 Series

Max. Holding Capacity: 900 N [200 lbf] (**424**)
1560 N [350 lbf] (**441**)



424



424-2

With Two
Adjustable
Spindles



441



441-2

With Two
Adjustable
Spindles



431 Series

Max. Holding Capacity:
400 N [100 lbf]



431



460, 480 Series

Max. Holding Capacity: 3110 N [700 lbf] (**462, 462-2, 463**)
5340 N [1200 lbf] (**482, 484**)
4450 N [1000 lbf] (**486**)



462



462-2
With Two
Adjustable
Spindles



463



482



484



486



 This item is available upon request

SPINDLES

Manual Clamping Accessories

CLICK OR SCAN
QR codes for
full catalog pages
on products



Flat-Tip Bonded Black Neoprene Spindle – Inch

- Includes jam nuts
- Stainless steel versions available upon request



Part No.	Thread
102208	#8-32
105208	
201208	#10-32
202208	
215208	1/4-20
424208	
431208	
225208	5/16-18
507208	
240208	
527208	3/8-16
235208	
247208	1/2-13
267208	5/8-11

Cone-Tip Bonded Black Neoprene Spindle – Inch

- Includes jam nuts



Part No.	Thread
305208	#10-32
213208	1/4-20
509208	5/16-18
519208	
210208	3/8-16

Large Diameter Padded Swivel Foot Spindle-Inch

- Includes jam nuts



Part No.	Thread
207209	1/4-20
507209	5/16-18
210209	3/8-16

Flat-Tip Bonded Red Neoprene Spindle – Metric

- Includes jam nuts



Part No.	Thread
431208-M	
424208-M	M6
202208-M	
215208-M	
225208-M	
2007208-M	M8
507208-M	
240208-M	M10
235208-M	
247208-M	M12

Plunger-matic Assemblies

- For use with Straight Line Action clamps
- Includes jam nut



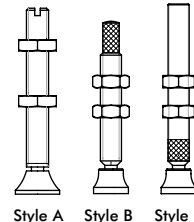
Part No.	Thread
905	5/16-18
905-M	M8
920	3/8-16
920-M	M10



Part No.	Thread
205208-M	M4
201208-M	
305208-M	
213208-M	M5
2013208-M	
307208-M	M8

Swivel Foot Spindle

- Includes jam nuts



Part No.	Thread	Style
207206-M	M6	A
507206-M	M8	
468206-M	M10	B
210206-M		A
250206-M	M12	
207206	1/4-20	C
507206	5/16-18	
468206	3/8-16	B
210206		C
250206	1/2-13	

Part No.	Thread
213208-M-L [Ⓢ]	M5

[Ⓢ] Item is available upon request.



CLICK OR SCAN
QR codes for
full catalog pages
on products

SPINDLES, CAPS, WASHERS, BOLT RETAINERS

Manual Clamping Accessories

Hex Head Spindle – Stainless Steel

- Includes jam nuts



Part No.	Thread
205943-M	M4
201943-M	M5
202943-M	M6
207943-M	M8
205943	#8-32
201943	#10-32
202943	1/4-20
207943	5/16-18
237943	3/8-16

Hex Head Spindle

- Includes jam nuts



Part No.	Thread	Part No.	Thread
205203-M	M6	205203	
461203-M		202203	1/4-20
207203-M	M8	461203	
491203-M		441203	5/16-18
210203-M	M10	207203	
240203-M		491203	
220203-M	M12	210203	3/8-16
267203-M	M16	240203	
105203*	#8-32	527203	
305203	#10-32	325203	1/2-13
		220203	
		250203	5/8-11

*Material: nylon

Neoprene Caps - Slip on Hex Head



Part No.	Fits Spindle Ø
215119	M6 or 1/4
225119	M8 or 5/16
235119	3/8

Neoprene Caps - Slip on



Part No.	Fits Spindle Ø
424107	M6 or 1/4
235110	M10 or 3/8

Polyurethane Caps - Threaded - Flat Tip



Part No.	Fits Spindle Ø	Color
215219	1/4-20	Black
215219-M	M6 x 1.0	Red
225219	5/16-18	Black
225219-M	M8 x 1.25	Red
235219	3/8-16	Black
235219-M	M10 x 1.5	Red

Polyurethane Caps - Threaded - Cone Tip




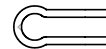
Part No.	Fits Spindle Ø
215319	1/4
225319	5/16
235319	3/8

Flanged Washers –



Part No. Standard	Part No. Stainless	Fits Spindle Ø
105106	105906	M4 or #8
102111	102911	M5 or #10
215105	215905	M6 or 1/4
507107	507907	M8 or 5/16
235106	235906	M10 or 3/8
247109	N/A	M12 or 1/2
267102	N/A	M16 or 5/8

Bolt Retainers



Style A



Style B

Part No.	Fits Spindle Ø	Style
207105		A
207105-M	M8 or 5/16	B
210114		A
210114-M	M10 or 3/8	B
247110		A
247110-M	M12 or 1/2	B
250121	M12 or 1/2	A
2002115-E	M6 or 1/4	
2007115-E	M8 or 5/16	B
2010115-E	M10 or 3/8	

ADAPTERS & EXTENSIONS

Manual Clamping Accessories

CLICK OR SCAN
QR codes for
full catalog pages
on products



Length Adapter



Height Adapter



Clamping Arm Adapter



Model no.	Length Adapter
213-U-L / 213-UB-L 2013-U / 2013-UB 2013-UR / 2013-UBR	L-213-1-01 ⓘ L-213-1-02 ⓘ
202-U-L / 202-UB-L 217-U-L / 217-UB-L 2002-U-L / 2002-UB-L 2017-U / 2017-UB 2017-UR / 2017-UBR	L-217-1-01 ⓘ L-217-1-02 ⓘ L-217-1-03 ⓘ
207-U-L / 207-UB-L 227-U-L / 227-UB-L 2007-U-LS / 2007-U-LS 2027-U / 2027-UB 2027-UR / 2027-UBR	L-227-1-01 ⓘ L-227-1-02 ⓘ L-227-1-03 ⓘ L-227-1-04 ⓘ

Model no.	Height Adapter
213-U-L / 213-UB-L 2013-U / 2013-UB 2013-UR / 2013-UBR	L-213-2-01 ⓘ L-213-2-02 ⓘ
202-U-L / 202-UB-L 217-U-L / 217-UB-L 2002-U-LS / 2002-UB-LS 2017-U / 2017-UB 2017-UR / 2017-UBR	L-217-2-01 ⓘ L-217-2-02 ⓘ
207-U-L / 207-UB-L 227-U-L / 227-UB-L 2007-U-LS / 2007-U-LS 2027-U / 2027-UB 2027-UR / 2027-UBR	L-227-2-01 ⓘ L-227-2-02 ⓘ

Model no.	Clamping Arm Adapter
213-U-L / 213-UB-L 2013-U / 2013-UB 2013-UR / 2013-UBR	L-213-3-01 ⓘ
202-U-L / 202-UB-L 217-U-L / 217-UB-L 2002-U-LS / 2002-UB-LS 2017-U / 2017-UB 2017-UR / 2017-UBR	L-217-3-01 ⓘ
207-U-L / 207-UB-L 227-U-L / 227-UB-L 2007-U-LS / 2007-UB-LS 2027-U / 2027-UB 2027-UR / 2027-UBR	L-227-3-01 ⓘ

ⓘ Available upon request.
Also available in Black. Add **-BLK** to part number.

ⓘ Available upon request.
Also available in Black. Add **-BLK** to part number.

ⓘ Available upon request.
Also available in Black. Add **-BLK** to part number.

Arm Extension:



Cross Arm Set

- 1 x cross arm
- 2 x adjustment spindles with neoprene thrust pads vulcanized, resin-free, inc. 2 x fastening nuts
- 4 x flange washers
- 1 x screw, 1 x fastening nut



Model no.	Extension link
213-U-L / 213-UB-L 2013-U / 2013-UB 2013-UR / 2013-UBR	L-213-4-01 ⓘ
202-U-L / 202-UB-L 217-U-L / 217-UB-L 2002-U-LS / 2002-UB-LS 2017-U / 2017-UB 2017-UR / 2017-UBR	L-217-4-01 ⓘ
207-U-L / 207-UB-L 227-U-L / 227-UB-L 2007-U-LS / 2007-UB-LS 2027-U / 2027-UB 2027-UR / 2027-UBR	L-227-4-01 ⓘ

Model no.	For Models with U Arms	Adjustable Spindles
207426-Q	207, 225, 227	507208-M
210440-Q	210, 235, 237	240208-M

ⓘ Available upon request. Also available in Black. Add **-BLK** to part number.

812, 802, 807

CLICK OR SCAN
QR codes for full catalog
pages on products

Pneumatic Toggle Clamps

812 Series

812-U



High temperature version
available upon request. Add **-HT**

Optional Sensors: 810156, 810158
Replacement Clamp Assembly: 812-U-LC
Replacement Cylinder Assembly: 812CYL

Model	Maximum Holding Capacity		Maximum Exerting Force @ 5bar [72PSI]		Accessories (Supplied)	
	Inner	Outer	Inner	Outer	Spindle Accessory	Flanged Washers
812-U	[100 lbf] 440 N	[55 lbf] 245 N	[136 lbf] 613 N	[92 lbf] 413 N	305208-M	102111

802 Series

802-U
802-UE



Replacement Seal Kit: 802550-20-1-00
Replacement Clamp Assembly: 802-U-LC
Replacement Cylinder Assembly: 802CYL

Sensor Accessories
Round Reed Switch with Quick Disconnect
T-slot Reed Switch with Quick Disconnect
Quick Disconnect 2M Extension Cable
Quick Disconnect 5M Extension Cable

Item Number
810169
8EA-109-1
CABL-010
CABL-013

Model	Maximum Holding Capacity		Max. Exerting Force @ 5bar [72PSI]		Accessories (Supplied)	
	Inner	Outer	Inner	Outer	Spindle Accessory	Flanged Washers
802-U	[200 lbf] 890 N	[110 lbf] 490 N	[200 lbf] 890 N	[110 lbf] 490 N	202208-M	215105
802-UE						

807 Series

807-U
807-UE



807-S
807-SE



High temperature version
available upon request. Add **-HT**

Replacement Seal Kit: 802450-32-1-00
Replacement Clamp Assembly: 807-U-LC, 807-S-LC
Replacement Cylinder Assembly: 807CYL

Sensor Accessories
Round Reed Switch with Quick Disconnect
T-slot Reed Switch with Quick Disconnect
Quick Disconnect 2M Extension Cable
Quick Disconnect 5M Extension Cable

Item Number
810169
8EA-109-1
CABL-010
CABL-013

Model	Maximum Holding Capacity		Maximum Exerting Force @ 5bar [72PSI]		Accessories (Supplied)		
	Inner	Outer	Inner	Outer	Spindle Accessory	Flanged Washers	Bolt Retainer
807-U	[375 lbf] 1670 N	[275 lbf] 1220 N	[576 lbf] 2573 N	[297 lbf] 1327 N	--	507107	--
807-UE					2007208-M		
807-S	[500 lbf] 2220 N	[260 lbf] 1160 N	[540 lbf] 2412 N	[180 lbf] 804 N	--	--	207105
807-SE							

CLICK OR SCAN
QR codes for full catalog
pages on products

810, 846, 8007

Pneumatic Toggle Clamps

810 Series

810-U
810-UE



810-S
810-SE



Model	Maximum Holding Capacity		Maximum Exerting Force @ 5bar [72PSI]		Accessories (Supplied)		
	Inner	Outer	Inner	Outer	Spindle Accessory	Flanged Washers	Bolt Retainer
810-U	[600 lbf] 2670 N	[290 lbf] 1290 N	[856 lbf] 3834 N	[407 lbf] 1823 N	--	235106	--
810-UE					240208-M		
810-S	[750 lbf] 3340 N	[500 lbf] 2220 N	[702 lbf] 3143 N		--	--	210114
810-SE							

Replacement Seal Kit: 810450-40-1-00
Replacement Clamp Assembly: 810-U-LC, 810-S-LC
Replacement Cylinder Assembly: 810CYL

Sensor Accessories
Round Reed Switch with Quick Disconnect
T-slot Reed Switch with Quick Disconnect
Quick Disconnect 2M Extension Cable
Quick Disconnect 5M Extension Cable

Item Number
810169
8EA-109-1
CABL-010
CABL-013

846 Series

846 ⓘ



Model	Maximum Holding Capacity		Max. Exerting Force @ 5bar [72PSI]	
	Inner	Outer	Inner	Outer
846 ⓘ	[750 lbf] 3340 N	[520 lbf] 2310 N	[786 lbf] 3520 N	[491 lbf] 2200 N

Replacement Seal Kit: 810450-40-1-00
Replacement Clamp Assembly: 846-LC
Replacement Cylinder Assembly: 846CYL

Sensor Accessories
Round Reed Switch with Quick Disconnect
T-slot Reed Switch with Quick Disconnect
Quick Disconnect 2M Extension Cable
Quick Disconnect 5M Extension Cable

Item Number
810169
8EA-109-1
CABL-010
CABL-013

ⓘ This item is available upon request

8007 Series

8007-E



8007-EHL



8007-EHR



Model	Maximum Holding Capacity		Max. Exerting Force @ 5bar [72PSI]	
	Inner	Outer	Inner	Outer
8007-E				
8007-EHL	[830 lbf] 3700 N	[405 lbf] 1800 N	[606 lbf] 2700 N	[225 lbf] 1000 N
8007-EHR				

Replacement Clamp Assembly: 8007-LC

Sensor Accessories
Round Reed Switch with Quick Disconnect
T-slot Reed Switch with Quick Disconnect
Quick Disconnect 2M Extension Cable
Quick Disconnect 5M Extension Cable

Item Number
810169
8EA-109-1
CABL-010
CABL-013

847, 858, 8021, 8071

CLICK OR SCAN
QR codes for full catalog
pages on products

Pneumatic Toggle Clamps

847 Series



847-U



847-S



Model	Maximum Holding Capacity		Max. Exerting Force @ 5bar [72PSI]		Accessories (Supplied)		
	Inner	Outer	Inner	Outer	Spindle Accessory	Flanged Washers	Bolt Retainer
847-U	[1000 lbf] 4450 N	[480 lbf] 2135 N	[948 lbf] 4248 N	[450 lbf] 2018 N	--	247109	--
847-S	[1000 lbf] 4450 N	[650 lbf] 2890 N		[426 lbf] 1912 N	--	--	247110

Replacement Seal Kit: 847450-50-1-00
Replacement Clamp Assembly: 847-U-LC, 847-S-LC
Replacement Cylinder Assembly: 847CYL

Sensor Accessories	Item Number
Round Reed Switch with Quick Disconnect	810169
T-slot Reed Switch with Quick Disconnect	8EA-109-1
Quick Disconnect 2M Extension Cable	CABL-010
Quick Disconnect 5M Extension Cable	CABL-013

858 Series



858
858-E



Model	Maximum Holding Capacity		Max. Exerting Force @ 5bar [72PSI]	
	Inner	Outer	Inner	Outer
858	[4,000 lbf] 17800 N	[2,000 lbf] 8900 N	[1,530 lbf] 6857 N	[800 lbf] 3585 N
858-E				

Replacement Seal Kit: 850450-63-1-00
Replacement Clamp Assembly: 858-LC
Replacement Cylinder Assembly: 858CYL

Sensor Accessories	Item Number
Round Reed Switch with Quick Disconnect	810169
T-slot Reed Switch with Quick Disconnect	8EA-109-1
Quick Disconnect 2M Extension Cable	CABL-010
Quick Disconnect 5M Extension Cable	CABL-013

8021, 8071 Series



8021 ⓘ
8021-UE ⓘ



8071
8071-UE



Model	Maximum Holding Capacity		Max. Exerting Force @ 5bar [72PSI]		Accessories (Supplied)	
	Inner	Outer	Inner	Outer	Spindle Accessory	Flanged Washer
8021 ⓘ	[390 lbf] 1735 N	[255 lbf] 1135 N	[169 lbf] 760 N	[100 lbf] 449 N	--	8021122
8021-UE ⓘ						
8071	[450 lbf] 2000 N	[310 lbf] 1380 N	[496 lbf] 2218 N	[283 lbf] 1267 N	--	507107
8071-UE						

Replacement Seal Kit: 8021: 802450-32-1-00
8071: 810450-40-1-00

Sensor Accessories	Item Number
Round Reed Switch with Quick Disconnect	810169
T-slot Reed Switch with Quick Disconnect	8EA-109-1
Quick Disconnect 2M Extension Cable	CABL-010
Quick Disconnect 5M Extension Cable	CABL-013

ⓘ This item is available upon request.

CLICK OR SCAN
QR codes for full catalog
pages on products

817, 827, 868, 8031

Pneumatic Toggle Clamps

817, 827 Series



817-U
817-UE



817-S
817-SE



827-U
827-UE



827-S
827-SE



Model	Max. Holding Capacity		Max. Exerting Force @ 5bar [72PSI]		Accessories (Supplied)		
	Inner	Outer	Inner	Outer	Spindle Accessory	Flanged Washers	Bolt Retainer
817-U	[375 lbf] 1670 N		[369 lbf] 1648 N		--	507107	--
817-UE		[200 lbf] 890 N		[225 lbf] 1005 N	225208-M		
817-S	[450 lbf] 2000 N		[360 lbf] 1608 N		--	--	207107
817-SE							
827-U	[600 lbf] 2670 N	[390 lbf] 1735 N		[309 lbf] 1383 N	--	235106	--
827-UE			[491 lbf] 2200 N		240208-M		
827-S	[700 lbf] 3110 N	[330 lbf] 1470 N		[281 lbf] 1257 N	--	--	210114
827-SE							

Replacement Seal Kit: 817: 802450-32-1-00, 827: 810450-40-1-00

Replacement Clamp Assembly: 817-U-LC, 817-S-LC, 827-U-LC, 827-S-LC

Replacement Cylinder Assembly: 817: 807CYL, 827: 810CYL

Sensor Accessories

Round Reed Switch with Quick Disconnect
T-slot Reed Switch with Quick Disconnect
Quick Disconnect 2M Extension Cable
Quick Disconnect 5M Extension Cable

Item Number

810169
8EA-109-1
CABL-010
CABL-013

868 Series

868
868-E



Model	Max. Holding Capacity		Max. Exerting Force @ 5bar [72PSI]	
	Inner	Outer	Inner	Outer
868	[4000 lbf] 17800 N	[2400 lbf] 10675 N	[1704 lbf] 7637 N	[800 lbf] 3585 N
868-E				

Replacement Seal Kit: 850450-63-1-00
Replacement Clamp Assembly: 868-LC
Replacement Cylinder Assembly: 868CYL

Sensor Accessories

Round Reed Switch with Quick Disconnect
T-slot Reed Switch with Quick Disconnect
Quick Disconnect 2M Extension Cable
Quick Disconnect 5M Extension Cable

Item Number

810169
8EA-109-1
CABL-010
CABL-013

8031 Series

8031 ⓘ



Model	Maximum Holding Capacity	Maximum Exerting Force @ 5bar [72PSI]
8031 ⓘ	[2000 lbf] 8900 N	[731 lbf] 3285 N



Sensor Accessories

Round Reed Switch with Quick Disconnect
Quick Disconnect 2M Extension Cable
Quick Disconnect 5M Extension Cable

Item Number

810169
CABL-010
CABL-013

803, 830, 850, 800, 1200

CLICK OR SCAN
QR codes for full catalog
pages on products

Pneumatic Toggle Clamps

803 Series

803
803-ME



Model	Max. Holding Capacity	Max. Exerting Force @ 5bar [72PSI]
803	[600 lbf] 2670 N	[675 lbf] 3015 N
803-ME		

High temperature version available upon request. Add **-HT**

Replacement Seal Kit: 802450-32-1-00
Replacement Clamp Assembly: 803-LC, 803-M-LC
Replacement Cylinder Assembly: 807CYL

Sensor Accessories	Item Number
Round Reed Switch with Qk Disconnect	810169
T-slot Reed Switch with Qk Disconnect	8EA-109-1
Quick Disconnect 2M Extension Cable	CABL-010
Quick Disconnect 5M Extension Cable	CABL-013

830 Series

830
830-ME



Model	Maximum Holding Capacity	Maximum Exerting Force @ 5bar [72PSI]
830	[2500 lbf] 11100 N	[800 lbf] 3582 N
830-ME		

Replacement Seal Kit: 810450-40-1-00
Replacement Clamp Assembly: 830-LC, 830-M-LC
Replacement Cylinder Assembly: 810CYL

Sensor Accessories	Item Number
Round Reed Switch with Quick Disconnect	810169
T-slot Reed Switch with Quick Disconnect	8EA-109-1
Quick Disconnect 2M Extension Cable	CABL-010
Quick Disconnect 5M Extension Cable	CABL-013

850 Series

850 ⓘ
850-ME ⓘ



Model	Maximum Holding Capacity	Maximum Exerting Force @ 5bar [72PSI]
850 ⓘ	[16,000 lbf] 71200 N	[1232 lbf] 5522 N
850-ME ⓘ		

Replacement Seal Kit: 850450-63-1-00
Replacement Clamp Assembly: 850-LC, 850-M-LC
Replacement Cylinder Assembly: 868CYL

Sensor Accessories	Item Number
Round Reed Switch with Quick Disconnect	810169
T-slot Reed Switch with Quick Disconnect	8EA-109-1
Quick Disconnect 2M Extension Cable	CABL-010
Quick Disconnect 5M Extension Cable	CABL-013

ⓘ This item is available upon request.

800, 1200 Series

Pneumatic Single-Action Hold Down Clamp

800



800-E



1200 ⓘ



1200-E ⓘ



Repair Kits: 800-00,
1200-00



Model	Exerting Force @ 4,8 bar [70 psi] N [lbf]
800	[800] 3560
800-E	[500] 2225
1200 ⓘ	[1200] 5340
1200-E ⓘ	[775] 3450

ⓘ This item is available upon request

CLICK OR SCAN
QR codes for full catalog
pages on products

9500

Pneumatic Swing Clamps



9500 Series

9522-2



9530-2



9540-2



9550-2



Shown with optional clamping arm.

Model	Swing Direction	Clamping Force† [lb]N	Ports	Replacement Seal Kit	Side Flange Kit	Tapped Hole Kit	Standard Mount Kit	Clamp Arm
9522-2L	LH	[34] 150	M5	952292	952260	952261	952262	9522153
9522-2R	RH							9522150
9530-2L	LH	[76] 340	1/8NPT	953092	954060	954061	953062	9540150
9530-2GL			G-1/8					
9530-2R	RH		1/8NPT					
9530-2GR	G-1/8							
9540-2L	LH	[123] 550	1/8NPT	954092	954060	954061	953062	9540153
9540-2GL			G-1/8					
9540-2R	RH		1/8NPT					
9540-2GR	G-1/8							
9550-2L	LH	[196] 870	1/8NPT	955092	955060	955061	953062	9550150
9550-2GL			G-1/8					9550153
9550-2R	RH		1/8NPT					9550150
9550-2GR	G-1/8		9550153					

† with standard clamping arm @ 5bar [72psi].



89R, 89B

CLICK OR SCAN
QR codes for full catalog
pages on products

Pneumatic Swing Clamps

89R Series



Model	Swing Direction*	Clamping Force† [lbf.]N	Replacement Seal Kit	Clamp Arm	Body Mount Flanges	Clamp Arm Adapter	Mounting Feet	End Mount Flanges
89R20-010-2	LH, RH	[18] 80	89R20-00	8JG-215-1	8MA-092-1	8MA-084-1	8MW-018-1	8MA-061-1
89R32-010-2	LH, RH, STRT	[55] 245	89R32-00	8JG-217-1	8MA-094-1	8MA-086-1	8MW-020-1	8MA-063-1
89R40-010-2		[85] 380	89R40-00	8JG-218-1	8MA-095-1	8MA-087-1	8MW-021-1	8MA-064-1
89R40-025-2		[138] 614	89R50-00	8JG-219-1	8MA-096-1	8MA-088-1	8MW-022-1	8MA-065-1
89R50-025-2		[218] 970	89R63-00	8JG-220-1	--	8MA-089-1	8MW-023-1	8MA-066-1
89R63-025-2								

*Swing direction is field adjustable.

†with standard clamping arm @ 5bar [72psi].

Note: Switches are optional. To order with (2) 8EA-109-1 switches, add **A** to the end of the model.
Ex. 89R32-010-2**A**



89B Series



Model	Swing Direction	Clamping Force [lbf.]N†	Replacement Seal Kit	Clamp Arm	Clamp Arm Adapter
89B20-010-2R	RH	[29] 130	89B/E20-2-00	8JG-215-1	8MA-084-1
89B20-010-2L	LH				
89B32-010-2R	RH	[79] 350	89B/E32-2-00	8JG-217-1	8MA-086-1
89B32-010-2L	LH				
89B40-010-2R	RH	[130] 580	89B/E40-2-00	8JG-218-1	8MA-087-1
89B40-010-2L	LH				
89B50-025-2R	RH	[225] 1000	89B/E50-2-00	8JG-219-1	8MA-088-1
89B50-025-2L	LH				
89B63-008-2R	RH	[321] 1430	89B/E63-2-00	8JG-220-1	8MA-089-1
89B63-008-2L	LH				

†with standard clamping arm at 6bar [87psi].

Note: Switches are optional. To order clamp with (2) 8EA-109-1 switches, add **A** to the end of the model. EX. 89B30-010-2**RA**.



CLICK OR SCAN
QR codes for full catalog
pages on products

8100, 8300, 89E

Pneumatic Swing Clamps



8100, 8300 Series



Model	Swing Direction	Clamping Force [lbf.]N†	Replacement Seal Kit	Clamp Arm	Clamp Arm Adapter
8115	RH	[25]	801560	801528	801532
8116	LH	110		801529	
8315	RH	[89]	821560	821512	821556
8316	LH	400		821513	

† with standard clamping arm at 5bar [72psi].

Note: To order without clamping arm, add -LA to the end of the model number. EX. 8115-LA.



89E Series



Model	Swing Direction	Clamping Force [lbf.]N†	Replacement Seal Kit	Clamp Arm	Clamp Arm Adapter	Mounting Flanges
89E20-010-2R	RH	[29]	89E/E20-2-00	8JG-215-1	8MA-084-1	8MA-219-1
89E20-010-2L	LH	130				
89E32-010-2R	RH	[79]	89E/E32-2-00	8JG-217-1	8MA-086-1	8MA-220-1
89E32-010-2L	LH	350				
89E40-010-2R	RH	[130]	89E/E40-2-00	8JG-218-1	8MA-087-1	8MA-221-1
89E40-010-2L	LH	580				
89E50-025-2R	RH	[225]	89E/E50-2-00	8JG-219-1	8MA-088-1	8MA-222-1
89E50-025-2L	LH	1000				
89E63-008-2R	RH	[321]	89E/E63-2-00	8JG-220-1	8MA-089-1	8MA-223-1
89E63-008-2L	LH	1430				

† with standard clamping arm at 6bar [87psi]



8000, 8200, 8400, 035

CLICK OR SCAN
QR codes for full catalog
pages on products

Pneumatic Swing Clamps




8000, 8200, 8400 Series



Model	Swing Direction	Clamping Force [lbf.]N†	Replacement Seal Kit	Clamp Arm	Clamp Arm Adapter	Mounting Flanges
8015	RH	[18]	801560	801528 801529	801532	801553
8016	LH	80				
8215	RH	[67]	821560	821512	821556	821553
8216	LH	300				
8415	RH	[55]	841560	821513	--	841550
8416	LH	245				

† with standard clamping arm at 6bar [87psi]

Note: To order without clamping arm, add -LA to the end of the model number. EX. 8015-**LA**.

035 Series





035-1



Model	Swing Direction	Clamping Force [lbf.] N†	Replacement Seal Kit	Clamp Arm	Mounting Flanges
035-125-190	RH	[20]	905516	036-551-01 036-551-02	051-150-160
035-125-290	LH	89			
035-132-190	RH	[30]	905517	036-630-01 036-630-02	051-187-160
035-132-290	LH	133			
035-140-190	RH	[60]	905518	036-630-01 036-630-02	051-225-160
035-140-290	LH	267			
035-150-190	RH	[69]	905519	036-787-01 036-787-02	051-250-160
035-150-290	LH	307			
035-225-190	RH	[20]	905516	036-551-01 036-551-02	--
035-225-290	LH	89			
035-232-190	RH	[30]	905517	036-630-01 036-630-02	--
035-232-290	LH	133			
035-240-190	RH	[60]	905518	036-630-01 036-630-02	--
035-240-290	LH	267			
035-250-190	RH	[69]	905519	036-787-01 036-787-02	--
035-250-290	LH	307			

† with standard clamping arm at 5bar [72psi].

035-2



CLICK OR SCAN
QR codes for full catalog
pages on products

8700

Pneumatic Lever Clamps



8700 Series

8725



8732
8732G



8740
8740G



8750
8750G



Model	Clamping Force† N [lbf.]	Seal Kit	Mounting Flanges
8725	195 [43]	872500	872550
8732 8732G	285 [64]	873200	873250
8740 8740G	470 [106]	874000	874050
8750 8750G	745 [167]	875000	875050

† at 5bar [72psi].



SENSOR ACCESSORIES

CLICK OR SCAN
QR codes for full catalog
pages on products

for Pneumatic Swing and Toggle Clamps

810169
810173
810174



8EA-109-1
8EA-120-1
810170
810171



810151
810153
810155
810157



Tie rod clip 810151-1 included.



810156
810158



810153



Item Number	Mount Style	Connector	Length	Function	Voltage	Max. Switching Current	Voltage Drop
810169	Round	M8 male quick connect	165mm [6.5in.]	Reed	5-120V AC/DC	50mA	3.0V
810173				PNP	4.5-28V DC	100mA	0.5V
810174				NPN	4.5-28V DC	100mA	0.5V
8EA-109-1	T-slot	M8 male quick connect	300mm [11.8in.]	Reed	10-30V DC	100mA	3.0V
8EA-120-1		M12 male quick connect	300mm [11.8in.]	Reed	15-30 V AC/DC	500mA	1.5V
810170		M8 male quick connect	165mm [6.5in.]	PNP	10-30V DC	100mA	2.0V
810171	Tie Rod	No connector cord	2.7m [9ft.]	NPN	10-30V DC	100mA	2.0V
810151				Reed	5-120V AC/DC	500mA	3.5V
810153				Reed	24-240V AC	4A	1.0V
810155				PNP	6-24V DC	500mA	1.0V
810157				NPN	6-24V DC	500mA	1.0V
810156	Band Clamp			Reed	5-120V AC/DC	500mA	3.5V
810158				PNP	6-24V DC	500mA	1.0V



Item Number	Length
CABL-010	2 Meter [78in.]
CABL-013	5 Meter [16.4ft.]


CLICK OR SCAN
QR codes for full catalog
pages on products

6004-SW

Manual Swing Clamps

6004-SW Series

Max. Holding Capacity: [2,000 lbf] 450 N
(Straight pull. Does not account for clamp arm.)

 Color handle option available.
See pg. 7 for more info.



6004-SWL
Clamp Arm
Swing Left



6004-SWR
Clamp Arm
Swing Left



Applied Force (on handle)	[40] 178	[30] 133	[20] 89	[10] 44
Plunger Pull Force (straight pull)	[576] 2562	[432] 1922	[288] 1281	[144] 641
Clamp Force (with arm shown below)	[323] 1437	[269] 1197	[189] 841	[108] 480

K, WK, WR

CLICK OR SCAN
QR codes for full catalog pages on products

Pneumatic Power Cylinders




Model	Piston force within forward stroke at 6 bar kN [lbf]	Clamping force within power stroke at 6 bar kN [lbf]	(P) Power stroke mm [in]
K400	0,68 [153]	4 [900]	6 [0.24]
K600	1,06 [238]	6 [1350]	6 [0.24]
K1000	1,75 [393]	10 [2250]	7* [0.27]
K3000	3 [674]	30 [6700]	6* [0.24]
K4500	4,2 [944]	45 [10120]	6* [0.24]

*Power strokes up to 12mm and other forward strokes upon request.

Model	Piston force within forward stroke at 6 bar kN [lbf]	Clamping force within power stroke at 6 bar kN [lbf]	(P) Power stroke mm [in]
WK400	0,68 [153]	4 [900]	6 [0.24]
WK600	1,06 [238]	6 [1350]	6 [0.24]
WK1000	1,75 [393]	10 [2250]	7* [0.27]
WK3000	3 [674]	30 [6700]	6* [0.24]
WK4500	4,2 [944]	45 [10120]	6* [0.24]
WK6000	6,0 [1350]	60,0 [13490]	6* [0.24]

*Power strokes up to 12mm and other forward strokes upon request.



Model	Piston force within forward stroke at 6 bar kN [lbf]	Clamping force within power stroke at 6 bar [lbf] kN	Power stroke mm [in]
WR 2000	2 [450]	20 [4500]	7 [0.27]



K AND WK SENSOR OPTIONS

Pneumatic Power Cylinders



Pneumatic Power Cylinders Type K and WK with end position control by magnetic field sensors

How to Order

Indicate "-A" at the end of Model instead of "-1" for standard model.

Example:

Standard Model Number: K400-15-6-1

Model with Sensors: K400-15-6-A

(Not available on WK6000)



Sensor cage for T-slot proximity sensor

How to Order

Indicate "-K" at the end of Model instead of "-A" for standard version.

Example:

K400-15-6-A change to K400-15-6-K

(Not available on WK6000)

010, 020

Hydraulic Power Clamps

Hydraulic Threaded Body Cylinders


CLICK OR SCAN
QR codes for full catalog
pages on products



Model no.	Threaded Body	Stroke	Force at 3,000 PSIG	Jam Nuts
010-210-400	1/2-20	0.22	277 lbs.	Furnished
010-210-501	3/4-16	0.31	588 lbs.	Furnished
010-210-702	1-12	0.50	1,326 lbs.	Furnished
010-211-002	1 5/16-16	0.50	2,355 lbs.	Optional
010-211-004	1 5/16-16	1.00	2,355 lbs.	Optional
010-211-502	1 7/8-16	0.50	5,301 lbs.	Optional
010-211-504	1 7/8-16	1.00	5,301 lbs.	Optional
010-212-004	2 1/2-16	1.00	9,423 lbs.	Optional

Series 051 Jam Nut

Series 052 Flange Mount



Model no.	Ø
051-112-160	1 1/8-16 UN 2B
051-131-160	1 5/16-16 UN 2B
051-137-180	1 3/8-16 UN 2B
051-187-160	1 7/8-16 UN 2B
051-250-160	2 1/2-16 UN 2B

Model no.	Ø
052-112-160	1 1/8-16 UN 2B
052-131-160	1 5/16-16 UN 2B
052-137-180	1 3/8-16 UN 2B
052-187-160	1 7/8-16 UN 2B
052-250-160	2 1/2-16 UN 2B

Thru-Hole Hydraulic Ram



Model no.	RAM I.D.*	Stroke	Force at 3,000 PSIG
020-011-011DE	0.38	0.38	4,380 lbs.
020-012-021DE	0.50	0.50	8,100 lbs.
020-013-031DE	0.63	0.63	12,066 lbs.



* Clearance for rod or bolt of given dimension.
Maximum input pressure 3,500 PSIG.

RAM no.	Thru-Hole Insert (supplied)
020-011-011DE	705384
020-012-021DE	705512
020-013-031DE	705634

CLICK OR SCAN
QR codes for full catalog
pages on products

030, 039

Hydraulic Power Clamps

Hydraulic Swing/Pull Clamps



030-1 - **S** - **475** - **R**

Base Model	Description	Operation	Description	Clamping Force	Description	Swing Direction	Description
030-1	Hydraulic Swing/ Pull Clamps	S	Single acting	475	215kg [475lbf]	"Blank"	Left CCW (standard)
		D	Double acting	1100	453kg [1000lbf]	R	Right CW
				2400	1089kg [2400lbf]		
				4000	1814kg [4000lbf]		



Model no.	Total Stroke	Clamping Stroke
030-1-S-475 ⓘ	0.65	0.210
030-1-D-475 ⓘ		0.32
030-1-S-1000 ⓘ	0.89	0.39
030-1-D-1000 ⓘ		
030-1-S-2400 ⓘ	1.12	0.5
030-1-D-2400 ⓘ		
030-1-S-4000 ⓘ	1.07	0.45
030-1-D-4000 ⓘ		

Clamp Arms No.	for Clamping Forces	Length
031-S-475	215-1814kg [475-2400lbf]	1.929
031-L-475		3.959
031-S-1100		2.598
031-L-1100		6.019
031-S-2400		3.268
031-L-2400		7.226
031-S-4000	1814kg [4000lbf]	4.17
031-L-4000		8.43

ⓘ This item is available upon request



Air/Hydraulic Power Boosters



Model no.	Press Ratio	Displacement Per Stroke	Nominal Reservoir Capacity
039-101-000DE	33.87:1	1 cu. in.	10.4 cu. in.
039-104-000DE	32.41:1	4 cu. in.	42 cu. in.



81L

Pneumatic Power Clamps | Miniature

CLICK OR SCAN
QR codes for
full catalog pages
on products




81L **12-1** **01** **00**

Size	Description
12-1	12 mm Cylinder (M5 Port)
16-1	16 mm Cylinder (M5 Port)
20-1	20 mm Cylinder (M5 Port)
25-1	20 mm Cylinder (M5 Port)

Arm Style	Description
01	Clamping arm, horizontal
41	Clamping arm, vertical

Design	Description
00	Standard design

See below for further details



12

Max Holding Torque
25 Nm [18.4 ft-lb]
Max Clamping Torque
4,5 Nm [3.3 ft-lb]
at 5 bar [72 psi]

16

Max Holding Torque
60 Nm [44.3 ft-lb]
Max Clamping Torque
7 Nm [5.2 ft-lb]
at 5 bar [72 psi]

20

Max Holding Torque
100 Nm [73.8 ft-lb]
Max Clamping Torque
18 Nm [13.3 ft-lb]
at 5 bar [72 psi]

25

Max Holding Torque
100 Nm [73.8 ft-lb]
Max Clamping Torque
18 Nm [13.3 ft-lb]
at 5 bar [72 psi]

Accessories/Replacement Parts

Model	Seal Kits
81L12-1....	81L12-1-00
81L16-1....	81L16-1-00
81L20-1....	81L20-1-00
81L25-1....	81L20-1-00

Order No.
8EA-109-1
82ZB-004-1

Description (order separately)
Sensor, 3-wire cable, M8x1 connector, 3-pin
Adapter for mounting 81L20-1, 81L25-1 to 25mm dia. bar



CLICK OR SCAN
QR codes for
full catalog pages
on products

Enclosed Pneumatic Power Clamps | Miniature


82L **16-4** **03** **0**

Size	Description
12-4	12 mm Cylinder (M5 Port)
16-4	16 mm Cylinder (M5 Port)
20-4	20 mm Cylinder (M5 Port)
25-4	25 mm Cylinder (M5 Port)

Arm Style	Description
00	No clamping arm
03	U-bar, central 90°
43	U-bar, central 180°

See below for further details

Opening Angle	Description
0	105° (Standard)
3	90°
4	75°
5	60°
6	45°
7	30°
8	15°



Model	Order No. for Arm
82L12-4...	8JG-401-1-01
82L16-4...	8JG-402-1-01
82L20-4...	8JG-403-1-01
82L25-4...	8JG-404-1-01



12

Max Holding Torque
35 Nm [25.8 ft-lb]
Max Clamping Torque
90° version: 10,4 Nm [7.7 ft-lb]
180° version: 8,7 Nm [6.4 ft-lb]
at 5 bar [72 psi]

16

Max Holding Torque
40 Nm [29.5 ft-lb]
Max Clamping Torque
12,4 Nm [9.1 ft-lb]
11 Nm [8.1 ft-lb]
at 5 bar [72 psi]

20

Max Holding Torque
50 Nm [36.9 ft-lb]
Max Clamping Torque
21 Nm [15.5 ft-lb]
19,3 Nm [14.2 ft-lb]
at 5 bar [72 psi]

25

Max Holding Torque
80 Nm [59.0 ft-lb]
Max Clamping Torque
31,8 Nm [23.4 ft-lb]
28,5 Nm [21.0 ft-lb]
at 5 bar [72 psi]

Accessories

Order No.	Description (order separately)
8EA-109-1	Sensor, 3-wire cable, M8x1 connector, 3-pin
8ZZB-004-1	Adapter for mounting 82L20-4, 82L25-4 to 25mm dia. bar

82L-3E

Enclosed Pneumatic Power Clamps | Lightweight Modular

CLICK OR SCAN
QR codes for
full catalog pages
on products





- 82L-3E
- 23
- H0
- 40
- B7

Clamp Arm Shaft
23
Description
for Arms
See below for further details

Hand Lever
00 No Hand lever
H0 Red Hand lever
HG Green Hand lever
See below for further details



Cylinder (Standard)
25 25 mm Cylinder (G1/8 Port)
2N 25 mm Cylinder (1/8-18 NPT Port)
32 32 mm Cylinder (G1/8 Port)
3N 32 mm Cylinder (1/8-18 NPT Port)
40 40 mm Cylinder (G1/4 Port)
4N 40 mm Cylinder (1/4-18 NPT Port)



Size	Shaft Length (L)
25	8,5 mm [0.33 in]
32	12,5 mm [0.49 in]
40	16 mm [0.63 in]



Hand Lever
00 No Hand Lever
H0 Red Hand Lever
HG Green Hand Lever

Shown with U-Arm
8JG-067-2-01
(order separately)



CLICK OR SCAN
QR codes for
full catalog pages
on products

82L-3E

Enclosed Pneumatic Power Clamps | Lightweight Modular

Sensor	Description
00	Without Sensing System
C8	Inductive Sensing System with In-Line M8x1 Connector (Size 25: 8EA-174-1-B, Size 32/40: 8EA-177-1-B)
B7	Inductive Sensing System with In-Line M12x1 Connector (Size 25: 8EA-175-1-B, Size 32/40: 8EA-178-1-B)
B8	Inductive Sensing System with M12x1 Connector with Cable (Size 25: 8EA-176-1-B, Size 32/40: 8EA-179-1-B)



C8



B7



B8



25/N

Max Holding Torque
75 Nm [55 ft-lb]
Max Clamping Torque
25 Nm [18 ft-lb]
at 5 bar [72 psi]

32/N

Max Holding Torque
180 Nm [133 ft-lb]
Max Clamping Torque
55 Nm [41 ft-lb]
at 5 bar [72 psi]

40/N

Max Holding Torque
380 Nm [280 ft-lb]
Max Clamping Torque
120 Nm [89 ft-lb]
at 5 bar [72 psi]

82L-3E ACCESSORIES

CLICK OR SCAN
QR codes for
full catalog pages
on products



Enclosed Pneumatic Power Clamps | Lightweight Modular

U-Type Offset Clamping Arms



Model	Order No. (1 clamp arm)
82L-3E....2.	8JG-647-3-01
82L-3E....2.	8JG-648-3-01

U-Type Central Clamping Arms



Model	Order No. (1 clamp arm)
82L-3E....2.	8JG-075-3-01
82L-3E....3.	8JG-065-2-01
82L-3E....4.	8JG-067-2-01

H- Clamping Arms



Model	Order No. (1 clamp arm)
82L-3E....3.	8JG-363-1-01
82L-3E....4.	8JG-364-1-01

Lateral Clamping Arms



Model	Order No. (1 clamp arm)
82L-3E....3.	8JG-066-1-01
82L-3E....4.	8JG-068-1-01

Counter-Support



Order No.	Fit for Model
BK-R25-82L25-1	82L-3E....2.
BK-R25-82L32-1	82L-3E....3.
BK-R25-82L40-1	82L-3E....4.

Hold Open Device



Order No.	Fit for Model
82ZB-036-1	82L-3E....2.
82ZB-037-1	82L-3E....3.
82ZB-038-1	82L-3E....4.



CLICK OR SCAN
QR codes for
full catalog pages
on products

82L-3E ACCESSORIES

Enclosed Pneumatic Power Clamps | Lightweight Modular

Clamping Arms		Order No. for Set 82L-3E23..2...	Order No. for Set 82L-3E23..3...	Order No. for Set 82L-3E23..4...						
U-Offset 90° Left/180° Right		8JG-647-3-01	--	--						
U-Offset 180° Left/90° Right		8JG-648-3-01	--	--						
U-central		8JG-075-3-01	8JG-065-2-01	8JG-067-2-01						
Lateral		--	8JG-066-1-01	8JG-068-1-01						
H-Shape		--	8JG-363-1-01	8JG-364-1-01						
Sensor Cables (1 Connector Socket & 5 m [16.4 ft] cable)										
Connector Socket M8x1 Straight 4-pin		8EL-009-1	8EL-009-1	8EL-009-1						
Connector Socket M8x1 Angular 4-pin		8EL-007-1	8EL-007-1	8EL-007-1						
Connector Socket M12x1 Straight 5-pin		8EL-002-1	8EL-002-1	8EL-002-1						
Connector Socket M12x1 Angular 4-pin		8EL-003-1	8EL-003-1	8EL-003-1						
Shim for Clamping Arm		Order No.	A1	A2	D2	D3	B9	B10	B12	L10
		82ZB-SH4001		[0.004] 0,1						
		82ZB-SH4002		[0.008] 0,2						
		82ZB-SH4005	[1.65] 42	[0.02] 0,5	[0.26] 6,5	[0.28] 7	[0.24] 6	[0.79] 20	[0.79] 20	[0.46] 11,8
		82ZB-SH4010		[0.04] 1,0						
		82ZB-SH4020		[0.08] 2,0						
		82ZB-SH4050		[0.20] 5,0						
Spare Parts		Order No. for Set		Order No. for Set		Order No. for Set				
		82L-3E23..25..	82L-3E23..2N..	82L-3E23..32..	82L-3E23..3N..	82L-3E23..40..	82L-3E23..4N..			
Cylinder		82L-3E000025	82L-3E00002N	82L-3E000032	82L-3E00003N	82L-3E000040	82L-3E00004N			
Sensor Kit										
C8 Connector Plug, with In-Line M8x1		8EA-174-1-B		8EA-177-1-B						
B7 Connector Plug, with In-Line M12x1		8EA-175-1-B		8EA-178-1-B						
B8 Connector Plug, M12x1 with Cable		8EA-176-1-B		8EA-179-1-B						
Spare Parts		Order No. for Set		Order No. for Set		Order No. for Set				
		82L-3E23H02...	82L-3E23HG2...	82L-3E23H03...	82L-3E23HG3...	82L-3E23H04...	82L-3E23HG4...			
Hand Lever		8KB-031-1	8KB-091-1	8KB-031-1	8KB-091-1	8KB-032-1	8KB-092-1			

TCC-2

Enclosed Pneumatic Power Clamps | Heavy-Duty, Tolerance Compensation


CLICK OR SCAN
QR codes for
full catalog pages
on products




TCC-2 **E** **03** **00** **6A** **L8**

Mounting	Description	Clamp Arm Shaft	Description	Handle	Description
E	Standard Mounting	03	for U-Arms	00	No Hand lever
B	Common Front Mount for Size 40 only (same mount pattern as size 50 & 63)	23	for Lateral Arms		
N	NAAMS Side Mounting for Size 63 only	<i>See below for further details</i>			

Mounting




Size 40



Size 50



Size 63



Size 40 Only




Size 63 Only



Tolerance compensation for variable part thicknesses

- Tolerance compensation for variable sheet metal thicknesses within three degrees of arm movement
- There is no need for shimming



Clamp Arm Shaft



03

Size	Shaft Length (L17)
40	9 mm [0.35 in]
50	12 mm [0.47 in]
63	12 mm [0.47 in]



23

Size	Shaft Length (L17)
40	16 mm [0.63 in]
50	21 mm [0.83 in]
63	21 mm [0.83 in]

Shown with U-Arm
8UM634-25-144
(order separately)



CLICK OR SCAN
QR codes for
full catalog pages
on products

Enclosed Pneumatic Power Clamps | Heavy-Duty, Tolerance Compensation

Sensor	Description
00	Without Sensing System
L8*	PNP Sensor with In-line M12x1 Connector (8EA-146-4-B)
N8*	NPN Sensor with In-line M12x1 Connector (8EA-154-4-B)
L9	PNP Sensor with 90° M12x1 Connector (8EA-147-4-B)
N9	NPN Sensor with 90° M12x1 Connector (8EA-155-4-B)
K8	PNP Sensor with M12x1 Cable Connector (8EA-158-4-B)
K9	NPN Sensor with M12x1 Cable Connector (8EA-167-4-B)

*Not available for use with **4V**, **5V**, **6V** cylinder option.

Sensor Cables Order separately


Order No.	Description
8EL-002-1	M12x1, Straight, 5-pin Connector with 5 m [16 ft] Cable
8EL-003-1	M12x1, Angular, 4-pin Connector with 5 m [16 ft] Cable



L8/N8



L9/N9



K8/K9



Cylinder (Standard)

- 40** 40 mm Cylinder (G1/8 Port)
- 50** 50 mm Cylinder (G1/4 Port)
- 5N** 50 mm Cylinder (1/4-18 NPT Port)
- 63** 63 mm Cylinder (G1/4 Port)
- 6N** 63 mm Cylinder (1/4-18 NPT Port)



Cylinder with Unlockable Return Valve

- 4C** 40 mm Cylinder (G1/8 Port)
- 5C** 50 mm Cylinder (G1/4 Port)
- 5D** 50 mm Cylinder (1/4-18 NPT Port)
- 6C** 63 mm Cylinder (G1/4 Port)
- 6D** 63 mm Cylinder (1/4-18 NPT Port)



Cylinder with Internal Hold Open Device

- 4A** 40 mm Cylinder (G1/8 Port)
- 5A** 50 mm Cylinder (G1/4 Port)
- 5B** 50 mm Cylinder (1/4-18 NPT Port)
- 6A** 63 mm Cylinder (G1/4 Port)
- 6B** 63 mm Cylinder (1/4-18 NPT Port)



Cylinder with Piston Rod Locking Device

- 4V** 40 mm Cylinder (G1/8 Port)
- 5V** 50 mm Cylinder (G1/4 Port)
- 6V** 63 mm Cylinder (G1/4 Port)



40

Max Holding/
Clamping Torque
85 Nm [62.7 ft-lb]
at 5 bar [72 psi]



50

Max Holding/
Clamping Torque
175 Nm [129 ft-lb]
at 5 bar [72 psi]



63

Max Holding/
Clamping Torque
295 Nm [217.6 ft-lb]
at 5 bar [72 psi]

82M-3

Enclosed Pneumatic Power Clamps | Heavy-Duty Modular

CLICK OR SCAN
QR codes for
full catalog pages
on products



82M-3 **E** **23** **H0** **50** **L8**

Mounting	Description
E	Standard Mounting
B	Common Front Mount for Size 40 only (same mount pattern as size 50 & 63)
N	NAAMS Side Mounting for Size 40 & 63 only

Clamp Arm Shaft	Description
03	for U-Arms
13	for U-Arms (required for 40 NAAMS N only)
23	for Lateral Arms
D0	for Lateral Arms (size 63 NAAMS N only)


Handle	Description
00	No Hand lever
H0	Hand Lever
HS	Weldable

See below for further details


See below for further details

Shown with U-Arm
8UM504-25-144
(order separately)

Mounting




Size 40



Size 50



Size 63



Size 40 Only



Size 63 Only

Clamp Arm Shaft



Size	Shaft Length (L17)
40	9 mm [0.35 in]
50	12 mm [0.47 in]
63	12 mm [0.47 in]




Size	Shaft Length
40	9 mm [0.35 in]



Size	Shaft Length (L17)
40	16 mm [0.63 in]
50	21 mm [0.83 in]
63	21 mm [0.83 in]
80	32 mm [1.26 in]

Size	Shaft Length (L17)
63	26 mm [1.02 in]

Hand Lever



Hand Lever	Description
00	No Hand Lever
H0	Standard Hand Lever (not compatible with cylinder options *A, *B)
HS	Weldable Hand Lever (not compatible with cylinder options *A, *B)

Replacement Hand Levers	Order No.
Standard	
82M-3E..H040..	8KB-097-1
82M-3E..H05...	8KB-098-1
82M-3E..H06..	8KB-099-1
82M-3E..H08..	8KB-100-1
Weldable	
82M-3E..HS40..	8KB-101-1
82M-3E..HS5...	8KB-102-1
82M-3E..HS6..	8KB-103-1
82M-3E..HS8..	8KB-104-1



CLICK OR SCAN
QR codes for
full catalog pages
on products

82M-3

Enclosed Pneumatic Power Clamps | Heavy-Duty Modular


Sensor	Description
00	Without Sensing System
L8	PNP Sensor with In-line M12x1 Connector (8EA-146-4-B)
N8	NPN Sensor with In-line M12x1 Connector (8EA-154-4-B)
L9	PNP Sensor with 90° M12x1 Connector (8EA-147-4-B)
N9	NPN Sensor with 90° M12x1 Connector (8EA-155-4-B)
K8	PNP Sensor with M12x1 Cable Connector (8EA-158-4-B)
K9	NPN Sensor with M12x1 Cable Connector (8EA-167-4-B)

Sensor Cables Order separately

Order No.	Description
8EL-002-1	M12x1, Straight, 5-pin Connector with 5 m [16 ft] Cable
8EL-003-1	M12x1, Angular, 4-pin Connector with 5 m [16 ft] Cable



L8/N8



L9/N9



K8/K9



Cylinder - Standard

- 40** 40 mm Cylinder (G1/8 Port)
- 50** 50 mm Cylinder (G1/4 Port)
- 5N** 50 mm Cylinder (1/4-18 NPT Port)
- 63** 63 mm Cylinder (G1/4 Port)
- 6N** 63 mm Cylinder (1/4-18 NPT Port)
- 80** 80 mm Cylinder (G1/4 Port)
- 8N** 80 mm Cylinder (1/4-18 NPT Port)



Cylinder with Internal Hold Open Device

- 4A** 40 mm Cylinder (G1/8 Port)
- 5A** 50 mm Cylinder (G1/4 Port)
- 5B** 50 mm Cylinder (1/4-18 NPT Port)
- 6A** 63 mm Cylinder (G1/4 Port)
- 6B** 63 mm Cylinder (1/4-18 NPT Port)
- 8A** 80 mm Cylinder (G1/4 Port)
- 8B** 80 mm Cylinder (1/4-18 NPT Port)



40

Max Holding Torque
380 Nm [280 ft-lb]
Max Clamping Torque
120 Nm [89 ft-lb]
at 5 bar [72 psi]

50

Max Holding Torque
1300 Nm [959 ft-lb]
Max Clamping Torque
270 Nm [199 ft-lb]
at 5 bar [72 psi]

63

Max Holding Torque
1800 Nm [1328 ft-lb]
Max Clamping Torque
420 Nm [310 ft-lb]
at 5 bar [72 psi]

80

Max Holding Torque
3000 Nm [2213 ft-lb]
Max Clamping Torque
850 Nm [627 ft-lb]
at 5 bar [72 psi]

Locking Device for Hand Lever



Order No.	For Model
82ZB-162-1	82M-3E..H040..
82ZB-084-1	82M-3E..H05...
82ZB-039-1	82M-3E..H06...

Anti-Raming Device



Order No.	For Model
8AB-151-1	82M-3E...40..
8AB-152-1	82M-3E...5...
8AB-153-1	82M-3E...6...
8AB-154-1	82M-3E...8...

For models 82M-3E.....00
and 82M-3E.....L8 only.

Counter Support



Order No.	For Model
82ZB-190-1	82M-3N13..40..

52H-3

Enclosed Modular Manual Power Clamps | Heavy-Duty

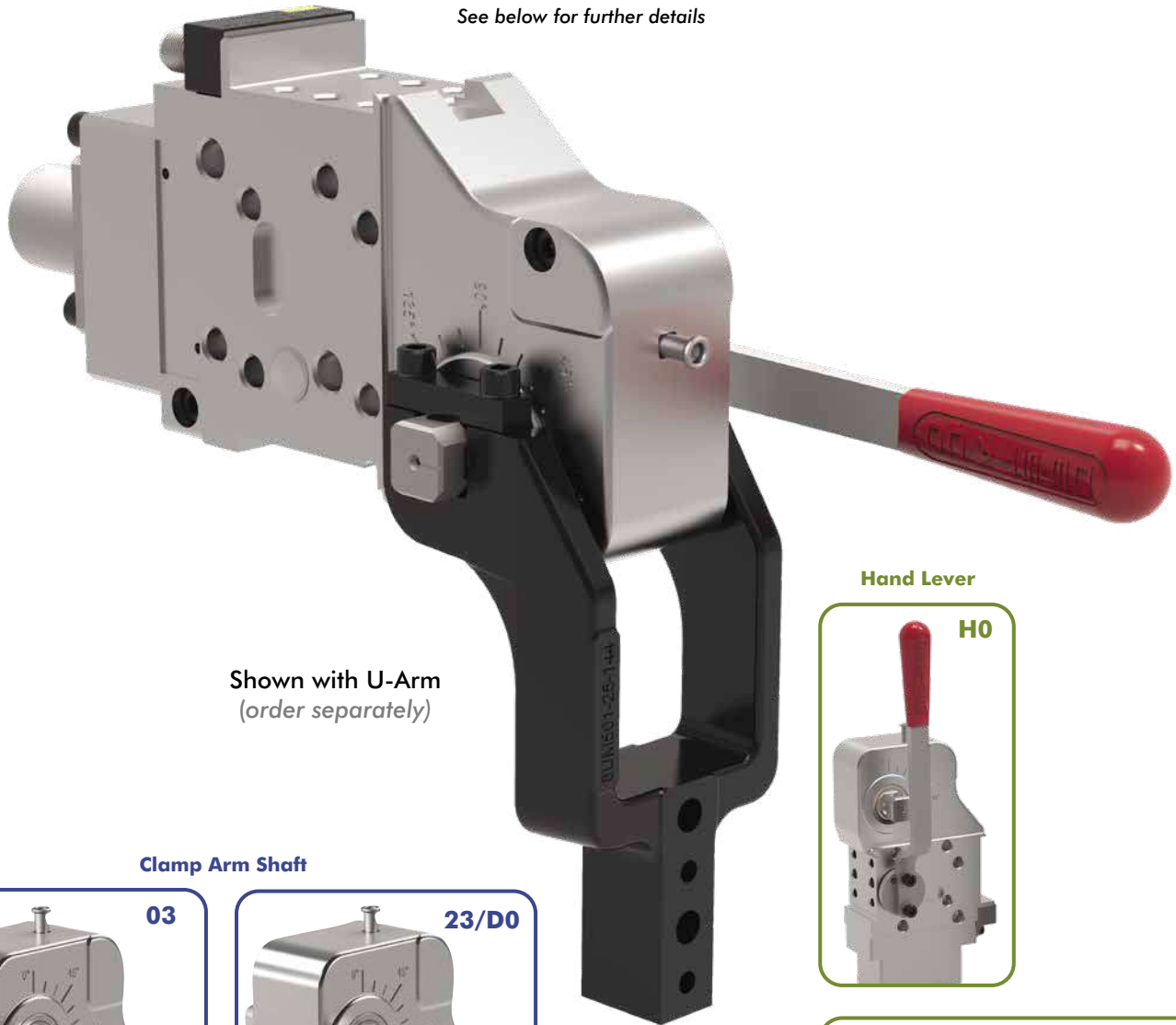
CLICK OR SCAN
QR codes for
full catalog pages
on products



52H-3 **E** **23** **H0** **50** **L8**

Mounting	Description	Clamp Arm Shaft	Description	Handle	Description
E	Standard	03	for U-Arms	H0	Hand lever
N	NAAMS (Size 63 only)	23	for Lateral Arms	HS	Hand Lever (Weldable)
		D0	for Lateral Arms (size 63 only)		

See below for further details



Shown with U-Arm
(order separately)

Clamp Arm Shaft



03

Size Shaft Length (L17)
50 12 mm [0.47 in]
63 12 mm [0.47 in]



23/D0


23
Size Shaft Length (L17)
50 21 mm [0.83 in]
63 21 mm [0.83 in]

D0
Size Shaft Length (L17)
D0 26 mm [1.02 in]

Hand Lever



H0




HS



CLICK OR SCAN
QR codes for full catalog pages on products

Enclosed Modular Manual Power Clamps | Heavy-Duty

Sensor	Description
00	Without Sensing System
L8	PNP Sensor with In-line M12x1 Connector (8EA-146-4-B)
N8	NPN Sensor with In-line M12x1 Connector (8EA-154-4-B)
L9	PNP Sensor with 90° M12x1 Connector (8EA-147-4-B)
N9	NPN Sensor with 90° M12x1 Connector (8EA-155-4-B)
K8	PNP Sensor with M12x1 Cable Connector (8EA-158-4-B)
K9	NPN Sensor with M12x1 Cable Connector (8EA-167-4-B)



Sensor Cables Order separately

Order No.	Description
8EL-002-1	M12x1, Straight, 5-pin Connector with 5 m [16 ft] Cable
8EL-003-1	M12x1, Angular, 4-pin Connector with 5 m [16 ft] Cable

Size	Description
50	Size 50 mm
63	Size 63 mm



52H-3E..H.50/63
Modular manual clamp, interchangeable with 82M-3E...50/63



50

Max Holding Torque
1300 Nm [959 ft-lb]



63

Max Holding Torque
1800 Nm [1328 ft-lb]

Spare parts

Replacement	for Model	Order No.
Hand lever set	52H-3E...50	8KB-098-1
	52H-3E...63	8KB-099-1
Hand lever set (weldable)	52H-3E...50	8KB-102-1
	52H-3E...63	8KB-103-1

82M-3, 52H-3 CLAMP ARMS

Enclosed Modular Manual and Power Clamps

CLICK OR SCAN
QR codes for
full catalog pages
on products



U-Arms Center (Aluminum)

Fits 82M-3E...40..	Max. Opening	
	for 90°	for 180°
8UM404-00-117		105°
8UM404-15-117	135°	120°
8UM404-25-117		135°
8UM404-45-107	130°	

Fits 82M-3...5... and 52H-3E...5...	Max. Opening	
	for 90°	for 180°
8UM504-15-144		105°
8UM504-25-144	135°	120°
8UM504-45-144		135°

Fits 82M-3...6... and 52H-3E...6...	Max. Opening	
	for 90°	for 180°
8UM634-15-144		105°
8UM634-25-144	135°	120°
8UM634-45-144		135°
8UM631-75-204*		


Fits 82M-3...8...	Max. Opening	
	for 90°	for 180°
8JG-169-2-01*		105°
8UM801-45-204*	135°	135°

* only steel version available.

90°



180°



U-Arms Offset (Aluminum)

(•) = L for Left, R for Right

Fits 82M-3E...40..	Max. Opening	
	for 90°	for 180°
8U(•)404-00-117		105°
8U(•)404-15-117	135°	120°
8U(•)404-25-117		135°
8U(•)404-45-107	130°	

Fits 82M-3...5... and 52H-3E...5...	Max. Opening	
	for 90°	for 180°
8U(•)504-15-144		105°
8U(•)504-25-144	135°	120°
8U(•)504-45-144		135°

Fits 82M-3...6... and 52H-3E...6...	Max. Opening	
	for 90°	for 180°
8U(•)634-15-144		105°
8U(•)634-25-144	135°	120°
8U(•)634-45-144		135°
8U(•)631-75-204*		

Fits 82M-3...8...	Max. Opening	
	for 90°	for 180°
8JG-17(•)-2-01*	135°	105°

(•) = 0 for Left, 1 for Right

* only steel version available.

90° Left




8UL...
8JG-170-2-01

90° Right



8UR...
8JG-171-2-01

180° Left



8UR...
8JG-171-2-01

180° Right



8UL...
8JG-170-2-01

Note: 180° left uses same clamp arm as 90° right.
180° right uses same clamp arm as 90° left.

Lateral (Steel)

Fits 82M-3E...40..	Max. Opening	
	for 90°	for 180°
8S401-15-117	135°	120°

Fits 82M-3...5... and 52H-3E...5...	Max. Opening	
	for 90°	for 180°
8JG-070-1-01		135°
8S501-25-144	135°	135°


Fits 82M-3...6... and 52H-3E...6...	Max. Opening	
	for 90°	for 180°
8JG-080-1-01		
8S631-25-144	135°	135°
8S631-45-144		
8S631-75-204		

Fits 82M-3...8...	Max. Opening	
	for 90°	for 180°
8JG-1179-1-01		
8S801-45-204	135°	135°

90° Left



180° Left



90° Right



180° Right



Models with 2 lateral clamp arms requires 2 clamp arm sets.



CLICK OR SCAN
QR codes for
full catalog pages
on products

82M-3, 52H-3 CLAMP ARMS

Enclosed Modular Manual and Power Clamps

Lateral Arms (NAAMS-Style) for 82M-3E and 52H-3E 50mm

9mm Thru Hole (6.00 H7 Dowel)

90mm [3.54"] Arm Length

Series	Arm Style	Model
50 Offset	▲ • 3256	B8JG-3256-1
25 Offset	▲ • 3246	B8JG-3246-1
0 Offset	▲ • 3236	B8JG-3236-1

120mm [4.72"] Arm Length

Series	Arm Style	Model
50 Offset	▲ • 3257	B8JG-3257-1
25 Offset	▲ • 3247	B8JG-3247-1
0 Offset	▲ • 3237	B8JG-3237-1

150mm [5.90"] Arm Length

Series	Arm Style	Model
50 Offset	▲ • 3258	B8JG-3258-1
25 Offset	▲ • 3248	B8JG-3248-1
0 Offset	▲ • 3238	B8JG-3238-1

11mm Thru Hole (8.00 F7 Dowel)

90mm [3.54"] Arm Length


Series	Arm Style	Model
50 Offset	▲ • 1226	B8JG-1226-1
25 Offset	▲ • 1216	B8JG-1216-1
0 Offset	▲ • 1206	B8JG-1206-1

120mm [4.72"] Arm Length

Series	Arm Style	Model
50 Offset	▲ • 1227	B8JG-1227-1
25 Offset	▲ • 1217	B8JG-1217-1
0 Offset	▲ • 1207	B8JG-1207-1

150mm [5.90"] Arm Length

Series	Arm Style	Model
50 Offset	▲ • 1228	B8JG-1228-1
25 Offset	▲ • 1218	B8JG-1218-1
0 Offset	▲ • 1208	B8JG-1208-1



Arm Styles	Maximum Opening Angle (shown in locked position)					
1206-1208/3236-3238	135°	135°	100°	100°	N/A	N/A
1216-1218/3246-3248	135°	N/A	50°	125°	N/A	30°
1226-1228/3256-3258	125°	N/A	35°	135°	N/A	50°

Lateral Arms (NAAMS-Style) for 82M-3. and 52H-3E 63mm for 23 Clamp Arm Shaft Option

9mm Thru Hole (6.00 H7 Dowel)

135mm [5.31"] Arm Length

Series	Arm Style	Model
120 Offset	▲ 1543	B8JG-1543-1
70 Offset	▲ 1531	B8JG-1531-1
25 Offset	▲ 1519	B8JG-1519-1
0 Offset	▲ 1507	B8JG-1507-1

165mm [6.50"] Arm Length

Series	Arm Style	Model
120 Offset	▲ 1544	B8JG-1544-1
70 Offset	▲ 1532	B8JG-1532-1
25 Offset	▲ 1520	B8JG-1520-1
0 Offset	▲ 1508	B8JG-1508-1

195mm [7.68"] Arm Length

Series	Arm Style	Model
120 Offset	▲ 1545	B8JG-1545-1
70 Offset	▲ 1533	B8JG-1533-1
25 Offset	▲ 1521	B8JG-1521-1
0 Offset	▲ 1509	B8JG-1509-1

225mm [8.86"] Arm Length

Series	Arm Style	Model
120 Offset	▲ 1546	B8JG-1546-1
70 Offset	▲ 1534	B8JG-1534-1
25 Offset	▲ 1522	B8JG-1522-1
0 Offset	▲ 1510	B8JG-1510-1

255mm [10.04"] Arm Length


Series	Arm Style	Model
120 Offset	▲ 1547	B8JG-1547-1
70 Offset	▲ 1535	B8JG-1535-1
25 Offset	▲ 1523	B8JG-1523-1
0 Offset	▲ 1511	B8JG-1511-1

285mm [11.22"] Arm Length

Series	Arm Style	Model
120 Offset	▲ 1548	B8JG-1548-1
70 Offset	▲ 1536	B8JG-1536-1
25 Offset	▲ 1524	B8JG-1524-1
0 Offset	▲ 1512	B8JG-1512-1

▲ Common in North America

(•) STANDARD ARM OFFERING



Arm Styles	Maximum Opening Angle (shown in locked position)					
1510-1512/1507-1509	135°	135°	100°	100°	N/A	N/A
1522-1524/1519-1521	135°	N/A	50°	130°	N/A	40°
1534-1536/1531-1533	115°	N/A	25°	135°	N/A	75°
1546-1548/1543-1545	110°	N/A	20°	135°	N/A	85°

▲ Common in North America

(•) STANDARD ARM OFFERING

82M-3, 52H-3 CLAMP ARMS

Enclosed Modular Manual and Power Clamps

CLICK OR SCAN
QR codes for
full catalog pages
on products



Lateral Arms (NAAMS-Style) for **82M-3** and **52H-3E**. 63mm for **D0** Clamp Arm Shaft Option
11mm Thru Hole (8.00 F7 Dowel)

135mm [5.31"] Arm Length			165mm [6.50"] Arm Length			195mm [7.68"] Arm Length		
Series	Arm Style	Model	Series	Arm Style	Model	Series	Arm Style	Model
120 Offset	▲ • 1043	B8JG-1043-1	120 Offset	▲ ⓘ 1044	B8JG-1044-1	120 Offset	▲ ⓘ 1045	B8JG-1045-1
70 Offset	▲ • 1031	B8JG-1031-1	70 Offset	▲ • 1032	B8JG-1032-1	70 Offset	▲ • 1033	B8JG-1033-1
25 Offset	▲ • 1019	B8JG-1019-1	25 Offset	▲ • 1020	B8JG-1020-1	25 Offset	▲ ⓘ 1021	B8JG-1021-1
0 Offset	▲ • 1007	B8JG-1007-1	0 Offset	▲ • 1008	B8JG-1008-1	0 Offset	▲ • 1009	B8JG-1009-1
225mm [8.86"] Arm Length			255mm [10.04"] Arm Length			285mm [11.22"] Arm Length		
Series	Arm Style	Model	Series	Arm Style	Model	Series	Arm Style	Model
120 Offset	▲ ⓘ 1046	B8JG-1046-1	120 Offset	▲ ⓘ 1047	B8JG-1047-1	120 Offset	▲ ⓘ 1048	B8JG-1048-1
70 Offset	▲ • 1034	B8JG-1034-1	70 Offset	▲ • 1035	B8JG-1035-1	70 Offset	▲ ⓘ 1036	B8JG-1036-1
25 Offset	▲ ⓘ 1022	B8JG-1022-1	25 Offset	▲ ⓘ 1023	B8JG-1023-1	25 Offset	▲ ⓘ 1024	B8JG-1024-1
0 Offset	▲ ⓘ 1010	B8JG-1010-1	0 Offset	▲ ⓘ 1011	B8JG-1011-1	0 Offset	▲ ⓘ 1012	B8JG-1012-1

Arm Styles	Maximum Opening Angle (shown in locked position)					
1010-1012/1007-1009	135°	135°	100°	100°	N/A	N/A
1022-1024/1019-1021	135°	N/A	50°	130°	N/A	40°
1034-1036/1031-1033	115°	N/A	25°	135°	N/A	75°
1046-1048/1043-1045	110°	N/A	20°	135°	N/A	85°

Lateral Arms (NAAMS-Style) for **82M-3E** 80mm

11mm Thru Hole (8.00 F7 Dowel)

155mm [6.10"] Arm Length			185mm [7.28"] Arm Length			215mm [8.46"] Arm Length		
Series	Arm Style	Model	Series	Arm Style	Model	Series	Arm Style	Model
120 Offset	▲ ⓘ 1170	B8JG-1170-1	120 Offset	▲ ⓘ 1171	B8JG-1171-1	120 Offset	▲ ⓘ 1172	B8JG-1172-1
70 Offset	▲ • 1150	B8JG-1150-1	70 Offset	▲ ⓘ 1151	B8JG-1151-1	70 Offset	▲ ⓘ 1152	B8JG-1152-1
25 Offset	▲ ⓘ 1130	B8JG-1130-1	25 Offset	▲ ⓘ 1131	B8JG-1131-1	25 Offset	▲ ⓘ 1132	B8JG-1132-1
0 Offset	▲ ⓘ 1110	B8JG-1110-1	0 Offset	▲ ⓘ 1111	B8JG-1111-1	0 Offset	▲ • 1112	B8JG-1112-1
245mm [9.65"] Arm Length			275mm [10.83"] Arm Length			305mm [12.00"] Arm Length		
Series	Arm Style	Model	Series	Arm Style	Model	Series	Arm Style	Model
120 Offset	▲ ⓘ 1173	B8JG-1173-1	120 Offset	▲ ⓘ 1174	B8JG-1174-1	120 Offset	▲ ⓘ 1175	B8JG-1175-1
70 Offset	▲ ⓘ 1153	B8JG-1153-1	70 Offset	▲ ⓘ 1154	B8JG-1154-1	70 Offset	▲ • 1155	B8JG-1155-1
25 Offset	▲ ⓘ 1133	B8JG-1133-1	25 Offset	▲ • 1134	B8JG-1134-1	25 Offset	▲ ⓘ 1135	B8JG-1135-1
0 Offset	▲ ⓘ 1113	B8JG-1113-1	0 Offset	▲ ⓘ 1114	B8JG-1114-1	0 Offset	▲ ⓘ 1115	B8JG-1115-1
335mm [13.19"] Arm Length			365mm [14.37"] Arm Length			395mm [15.55"] Arm Length		
Series	Arm Style	Model	Series	Arm Style	Model	Series	Arm Style	Model
120 Offset	▲ ⓘ 1176	B8JG-1176-1	120 Offset	▲ ⓘ 1177	B8JG-1177-1	120 Offset	▲ ⓘ 1178	B8JG-1178-1
70 Offset	▲ ⓘ 1156	B8JG-1156-1	70 Offset	▲ ⓘ 1157	B8JG-1157-1	70 Offset	▲ • 1158	B8JG-1158-1
25 Offset	▲ ⓘ 1136	B8JG-1136-1	25 Offset	▲ ⓘ 1137	B8JG-1137-1	25 Offset	▲ ⓘ 1138	B8JG-1138-1
0 Offset	▲ ⓘ 1116	B8JG-1116-1	0 Offset	▲ ⓘ 1117	B8JG-1117-1	0 Offset	▲ • 1118	B8JG-1118-1

Arm Styles	Maximum Opening Angle (shown in locked position)					
1110 - 1118	135°	135°	100°	100°	N/A	N/A
1130 - 1138	135°	N/A	60°	120°	N/A	30°
1150 - 1158	125°	N/A	35°	135°	N/A	55°
1170 - 1178	115°	N/A	25°	135°	N/A	80°

▲ Common in North America

(•) STANDARD ARM OFFERING

(ⓘ) NON-STANDARD ARM OFFERING (extended leadtimes apply)



CLICK OR SCAN
QR codes for
full catalog pages
on products

870-2, 871-2

Pneumatic Power Clamps

870-2

Base Model	Description
870-2	38,1 mm [1.5 in.] Cylinder with Vertical Clamp Arm
871-2	38,1 mm [1.5 in.] Cylinder with Horizontal Clamp Arm

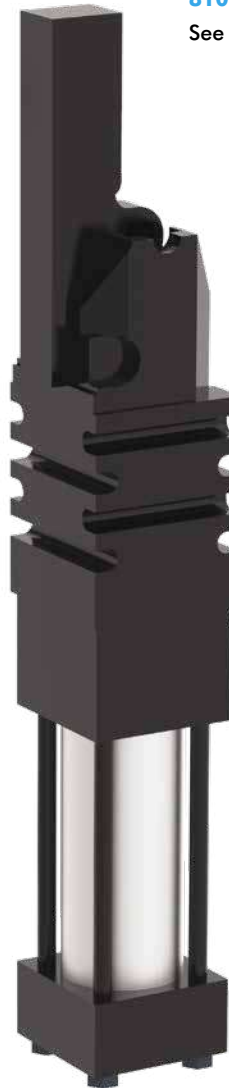
Sensors	Description (order separately)
BIM-IKE-AP	Magnetic Sensor, 2 pieces required
810151	Magnetic Sensor, 2 pieces required
810153	Magnetic Sensor, 2 pieces required
810155	Magnetic Sensor, 2 pieces required
810157	Magnetic Sensor, 2 pieces required

See below for sensor specifications.



871-2

Max Holding Torque
260 Nm [192 ft-lb]
Max Clamping Torque
60 Nm [44 ft-lb]
at 5 bar [72 psi]



870-2

Max Holding Torque
260 Nm [192 ft-lb]
Max Clamping Torque
60 Nm [44 ft-lb]
at 5 bar [72 psi]

Sensors Order separately (2 pieces required)

Order No.	Mount Style	Connector	Length	Function	Voltage	Max. Switching Current	Voltage Drop
BIM-IKE-AP	Tie Rod	No connector cord	2m [6.6 ft.]	PNP	10-30 V DC	200 mA	2.3V
810151				Reed	5-120 V AC/DC	500 mA	3.5V
810153			Reed	24-240 V AC	4 A	1.0V	
810155			PNP	6-24 V DC	500 mA	1.0V	
810157			NPN	6-24 V DC	500 mA	1.0V	

860, 861, 890, 891, 1000, 1001

Pneumatic Power Clamps

CLICK OR SCAN
QR codes for
full catalog pages
on products



860

Base Model	Description
860	50,8 mm [2 in.] Cylinder with Vertical Clamp Arm
861	50,8 mm [2 in.] Cylinder with Horizontal Clamp Arm
890	63,5 mm [2.5 in.] Cylinder with Vertical Clamp Arm
891	63,5 mm [2.5 in.] Cylinder with Horizontal Clamp Arm
1000	82,5 mm [3.25 in.] Cylinder with Vertical Clamp Arm
1001	82,5 mm [3.25 in.] Cylinder with Horizontal Clamp Arm

Sensors	Description (order separately)
BIM-IKE-AP	Magnetic Sensor, 2 pieces required
810151	Magnetic Sensor, 2 pieces required
810153	Magnetic Sensor, 2 pieces required
810155	Magnetic Sensor, 2 pieces required
810157	Magnetic Sensor, 2 pieces required

See page 25 for sensor specifications.

Seal Kit	Description (order separately)
8610100	Seal Kit for Model 860, 861
8910100	Seal Kit for Model 890, 891
10010100	Seal Kit for Model 1000, 1001

Cylinder	Description (order separately)
865133-MR	Replacement Cylinder for Model 860
865132-MR	Replacement Cylinder for Model 861
895133-MR	Replacement Cylinder for Model 890
895132-MR	Replacement Cylinder for Model 891
1005134-MR	Replacement Cylinder for Model 1000
1005133-MR	Replacement Cylinder for Model 1001



861

Max Holding Torque
380 Nm [280 ft-lb]
Max Clamping Torque
120 Nm [89 ft-lb]
at 5 bar [72 psi]

891

Max Holding Torque
1300 Nm [959 ft-lb]
Max Clamping Torque
270 Nm [199 ft-lb]
at 5 bar [72 psi]

1001

Max Holding Torque
1800 Nm [1328 ft-lb]
Max Clamping Torque
420 Nm [310 ft-lb]
at 5 bar [72 psi]

860

Max Holding Torque
380 Nm [280 ft-lb]
Max Clamping Torque
120 Nm [89 ft-lb]
at 5 bar [72 psi]

890

Max Holding Torque
1300 Nm [959 ft-lb]
Max Clamping Torque
270 Nm [199 ft-lb]
at 5 bar [72 psi]

1000

Max Holding Torque
1800 Nm [1328 ft-lb]
Max Clamping Torque
420 Nm [310 ft-lb]
at 5 bar [72 psi]



CLICK OR SCAN
QR codes for
full catalog pages
on products

82D40, 82D63

Enclosed Pneumatic Power Clamps | Dual Arm


Base Model	Description	Clamp Arms	Description
82D40-2	40 mm Cylinder (G1/4 Port)	B	Base model only. Order clamp arms separately.
82D63-5	63 mm Cylinder (G1/4 Port)		

Clamp Arm Shaft	Description	Hand Lever	Description
23	includes long drive shaft ends on both sides fit for all clamping arms (standard)	0	Hand Lever not available

Sensor	Description
C9	includes Sensing System with M12x1 Connector (8EA-024-2) Standard

Opening Angle	Opening Angle
0	180° (standard)
1	160°
2	140°
3	120°
4	100°
5	80°
6	60°
7	40°
8	20°

Reduced opening angles available upon request.



Shown with (2) U-Arms
8JG-069-1-01
(order separately)



82D63-5	82D40-2
Max Holding 400 Nm [295 ft-lb]	Max Holding 140 Nm [103 ft-lb]
Max Clamping Torque 120 Nm [88 ft-lb] at 5 bar [72 psi]	Max Clamping Torque 60 Nm [44 ft-lb] at 5 bar [72 psi]

U-type Central Clamping Arm



Model	Order No. (1 clamp arm)
82D40-223C900B	8JG-065-2-01
82D63-523C900B	8JG-069-1-01



Alternate
Clamp Arm
mounting
positions

Lateral Clamping Arm

Clamp Arm Variants

Left Side, Right Side, Both Sides



Model	Order No. (1 clamp arm)
82D40-223C900B	8JG-066-1-01
82D63-523C900B	8JG-070-1-01

82D ACCESSORIES

Enclosed Pneumatic Power Clamps | Dual Arm

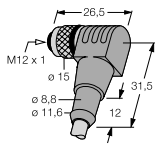
CLICK OR SCAN
QR codes for
full catalog pages
on products



Clamping Arms		Order No. for Set		Comment
Clamping are variant	Clamping position	82D40-223C900B	82D63-523C900B	
U-central	vertical	8JG-065-1-01	8JG-069-1-01	sets of U-type clamping arms consist of clamping arm, links and screws you need 2 sets of clamping arms
lateral right/left	vertical	8JG-066-1-01¹⁾	8JG-070-1-01²⁾	sets of lateral clamping arms consist of 1) clamping arm, links and screws 2) clamping arm and set screws you need 2 sets of clamping arms
lateral both sides	vertical	8JG-066-1-01¹⁾	8JG-070-1-01²⁾	you need 4 sets of clamping arms



Connector socket
M12x1 straight, 5-pin



Connector socket
M12x1 angular, 4-pin

Sensor Cables (Order Separately)	
Order No.	Description
8EL-002-1	M12x1, Straight, 5-Pin Connector with 5 m [16 ft] Cable
8EL-003-1	M12x1, Angular, 4-Pin Connector with 5 m [16 ft] Cable

Opening Angle Limiter	Fit for Model 82D40-2...		Fit for Model 82D63-5...		
	Angle	Length	Order No.	Length	Order No.
180° (Standard)		11,4 mm	8CE-342-1	14,4 mm	8CE-362-1
160°		15,1 mm	8CE-340-1	20,0 mm	8CE-360-1
140°		18,5 mm	8CE-338-1	24,8 mm	8CE-358-1
120°		22,2 mm	8CE-336-1	29,6 mm	8CE-356-1
100°		25,8 mm	8CE-334-1	34,3 mm	8CE-354-1
80°		28,0 mm	8CE-332-1	39,0 mm	8CE-352-1
60°		33,0 mm	8CE-330-1	43,8 mm	8CE-350-1
40°		37,0 mm	8CE-328-1	49,1 mm	8CE-348-1
20°		41,8 mm	8CE-326-1	56,2 mm	8CE-346-1

Shim Plates (for clamping arm)	Fit for model 82D40-2								Fit for model 82D63-5									
	Order No.	A1	A2	D2	D3	B9	B10	B12	L10	Order No.	A1	A2	D2	D3	B9	B10	B12	L10
	82ZB-SH4001		0,1							82ZB-SH5001		0,1						
	82ZB-SH4002		0,2							82ZB-SH5002		0,2						
	82ZB-SH4005	42	0,5	6,5	7	6	20	20	12	82ZB-SH5005	65	0,5	6,5	9	10	30	30	15,8
	82ZB-SH4010		1,0							82ZB-SH5010		1,0						
	82ZB-SH4020		2,0							82ZB-SH5020		2,0						
	82ZB-SH4050		5,0							82ZB-SH5050		5,0						

Spare Parts	Order No. for Set	
	82D40-2	82D63-5
Cylinder	8PW-016-1	8PW-067-1
Integrated sensing system C9 Connector plug M12x1	8EA-024-2	8EA-024-2



CLICK OR SCAN
QR codes for
full catalog pages
on products

84A40, 84A50

Enclosed Pneumatic Power Clamps | Dual Arm, Tolerance Compensation

84A **50-1** **A01** **L8**



Size	Description
40-1	32 mm Cylinder (G1/8 Port)
50-1	50 mm Cylinder (G1/4 Port)

U-Arm Style	Description
000	Without Clamping Arms
A01	Double Tip, Surface Clamping
A02	Single Tip, Point Clamping
A03	Double Tip, Surface Clamping (Standard Profile 84A40 , Wide Profile 84A50)
A04	Double Tip, Surface Clamping, Wide Profile <i>for 84A50 only</i>



Shown with
A01 U-Arms

Sensor	Description
00	Without Sensing System
L8	PNP Sensor with In-line M12x1 Connector (8EA-146-4-B)
N8	NPN Sensor with In-line M12x1 Connector (8EA-154-4-B)
L9	PNP Sensor with 90° M12x1 Connector (8EA-147-4-B)
N9	NPN Sensor with 90° M12x1 Connector (8EA-155-4-B)
K8	PNP Sensor with M12x1 Cable Connector (8EA-158-4-B)
K9	NPN Sensor with M12x1 Cable Connector (8EA-167-4-B)




Sensor Cables Order separately

Order No.	Description
8EL-002-1	M12x1, Straight, 5-pin Connector w/5 m [16 ft.] Cable
8EL-003-1	M12x1, Angular, 4-pin Connector w/5 m [16 ft.] Cable

U-Arm Styles for 84A40



U-Arm Styles for 84A50




84A40-1

Max Holding/
Clamping Torque
29 Nm [21 ft-lb]
at 5 bar [72 psi]

84A50-1

Max Holding/
Clamping Torque
136 Nm [100 ft-lb]
at 5 bar [72 psi]

NOTES




OUR PORTFOLIO OF PRODUCTS



End Effectors (EE)

- Tool Changers
- End-of-Arm Tooling
- Vacuum Products
- Palletizing Solutions




Grippers (GR)

- Electric Grippers
- Pneumatic and Sheet Metal Grippers
- Rotates
- Slides



Indexers (IN)

- Precision Conveyors
- Dial Indexers
- Shaft and Flange Indexers
- Part Handlers



Power Clamps (PC)

- Power Clamps
- Pin Clamps and Packages
- Pivot Units
- Power Cylinders



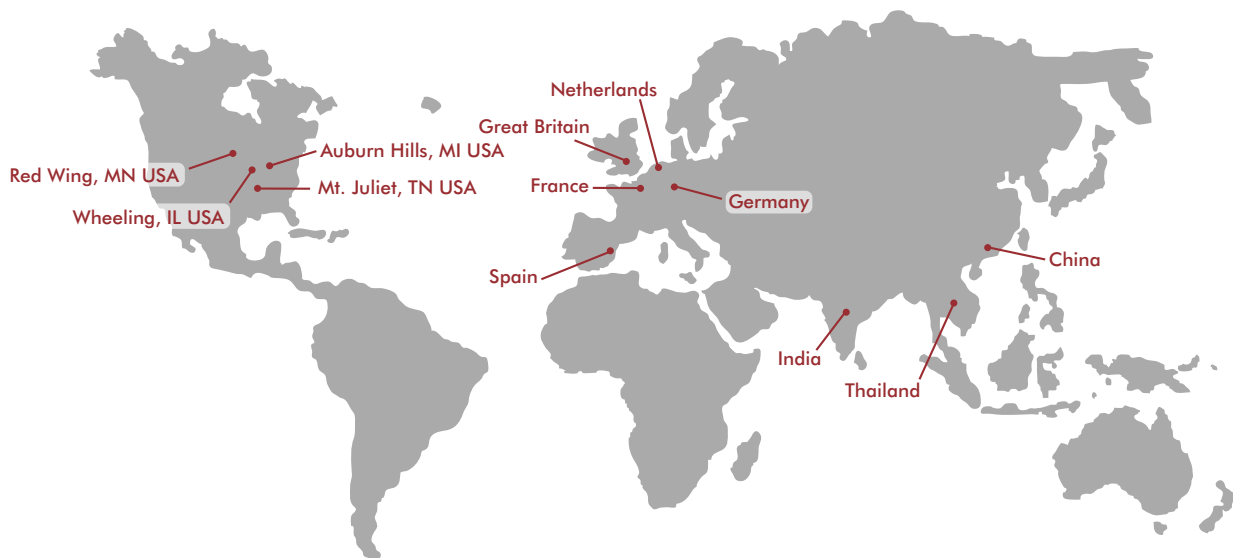
Manual Clamps (MC)

- Hold Down
- Squeeze Action
- Plunger, Hook and Latch
- Pneumatic Toggle and Swing



Sheet Metal Grippers (SM)

- Accelerate® Press Shop
- Cam Type
- Toggle Lock



GLOBAL LOCATIONS

NORTH AMERICA

Corporate Headquarters

Auburn Hills, Michigan
Toll Free: 1.888.DESTACO
Marketing: marketing@destaco.com

Global Technology Center

Auburn Hills, Michigan
Tel: 1.248.836.6700
Customer Service: customerservice@destaco.com

Mt. Juliet, Tennessee
Tel: 1.888.DESTACO
Customer Service: customerservice@destaco.com

Wheeling, Illinois
Tel: 1.800.645.5207
Customer Service: camco@destaco.com

Red Wing, Minnesota (Central Research Laboratories)
Tel: 651.385.2142
Customer Service: sales@centres.com

ASIA

Thailand
Tel: +66-2-326-0812
Customer Service: info@destaco.com

China
Tel: +86-21-6081-2888
Customer Service: china@destaco.com

India
Tel: +91-80-41123421-426
Customer Service: india@destaco.com

EUROPE

Germany
Tel: +49-6171-705-0
Customer Service: europe@destaco.com

France
Tel: +33-4-73545001
Customer Service: france@destaco.com

Great Britain
Tel: +44-1902-797980
Customer Service: uk@destaco.com

Spain
Tel: +34-936361680
Customer Service: spain@destaco.com

Netherlands
Tel: +31-297285332
Customer Service: benelux@destaco.com

CLICK OR SCAN

QR code for the
latest version of
this document



THE UNIVERSITY OF CHICAGO PRESS
50 EAST LAKE STREET, CHICAGO, ILLINOIS 60607
TEL: 773-709-3000 FAX: 773-709-9300
WWW.CHICAGO.PRESS.EDU
© 2003 THE UNIVERSITY OF CHICAGO PRESS
ALL RIGHTS RESERVED
PRINTED IN THE UNITED STATES OF AMERICA
0-226-81411-0