



HVD SERIES ROTARY SCREW AIR COMPRESSORS



STANDARD EQUIPMENT

High quality components such as IP55 electric motors with the IE3 efficiency class, IP54 fan motors, wye-delta motor starter system, electrical materials selected according to IEC, UL/cUL standards as per the market requirements, high-efficiency screw blocks consuming less energy are provided as standard in all our products.



SERVICEABILITY

Service-friendly design implemented using a layout that provides instant access to all consumable items, with quick-release and hinged protective covers and easy-to-use controllers minimizes downtime and reduces maintenance costs.

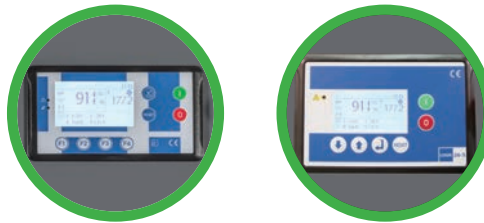


Hertz rotary screw compressors performances are verified with third party testing by Compressed Air and Gas institute (CAGI). CAGI data sheets of our rotary screw compressors are available at www.hertz-kompressoren.us



ELECTRONIC CONTROL

Hertz Kompressoren rotary screw compressors are equipped with easy-to-use, robust and long-lasting microprocessor controllers with communication capabilities as per the product line to ensure smooth operation and uninterrupted production.



SCREW BLOCK

- Patented and durable screw block that provides high-capacity of air, and that is specially selected for each model's capacity requirement
- Production of air with less loss of air, thanks to the new rotor profiles, and lower torque requirements
- New generation bearing design with increased load carrying capabilities



AIR OIL SEPARATOR

Spin-on or immersed type separator design depending on the product line

Immersed type separator

High performance separation with three-stage design
More efficient separation at lower volume with deeply wrapped, intertwined separation layers
Low amount of oil mist in outlet air ≤ 3 ppm


Spin-on separator

Easy replacement, ease of assembly and disassembly
Design that does not require a separator tank



MAIN MOTOR AND DRIVE SYSTEM

Premium 230/460V/3 phase/60Hz, IE4 IP55 electric motors with F Class insulation, Wye-Delta motor starting system, Easy of assembly and disassembly with bush pulleys on belt-pulley models. Long-lasting and efficient transfer system thanks to use of elastic couplings on direct coupled models.






HVD SERIES

Direct Drive & Variable Speed Rotary Screw Air Compressors 5.5-300 kW

HERTZ HVD series variable-speed compressors drive the motor with the frequency converter to adjust the compressor operation speed according to compressed air requirements and save up to 35% energy. Thanks to its high-quality equipment and excellent engineering in its design, it provides a very efficient and flexible use as per requirements.



ADVANTAGES

- Up to 35 % energy saving*
- Operation at constant output pressure value
- Wide operating pressure range (100-175 psi)
- Soft starting
- Protection against the adverse effects of peak currents

*When compared with compressors without an inverter for business with variable requirements

MAIN MOTOR AND DRIVE SYSTEM

- Directly coupled one on one (1:1) with the elastic coupling
- Variable-speed starting with frequency converter
- High temperature protection with motor bearings (HVD 5-300)



HVD SERIES

Direct Drive & Variable Speed Rotary Screw Air Compressors

TECHNICAL DATA

60 Hz version

Model	Pressure		Capacity*				Motor Power kW/HP	Connection Size	Dimensions (in.)			Weight lbs	Noise** dB(A)
	bar	psi	Minimum		Maximum				Length	Width	Height		
			m ³ /min	cfm	m ³ /min	cfm							
HVD 5	7	100	0.58	21	0.87	31	5.5/7.5	1/2" NPT	41	26	38	569	72
	8.5	125	0.55	19	0.78	28							
	10	150	0.54	-	0.67	24							
	12	175	-	-	-	-							
HVD 7	7	100	0.52	18	1.29	46	7.5/10	1/2" NPT	41	26	38	686	72
	8.5	125	0.56	20	1.19	42							
	10	150	0.50	18	1.00	35							
	12	175	0.50	18	0.85	30							
HVD 11	7	100	0.55	19	1.87	66	11/15	3/4" NPT	48	29	46	683	72
	8.5	125	0.54	19	1.77	63							
	10	150	0.53	19	1.58	56							
	12	175	0.65	23	1.40	49							
HVD 15	7	100	0.80	28	2.60	92	15/20	3/4" NPT	48	29	46	772	72
	8.5	125	0.78	28	2.34	83							
	10	150	0.75	27	2.17	77							
	12	175	0.98	35	1.85	65							
HVD 18	7	100	1.07	38	3.21	113	18.5/25	1" NPT	64	33	55	1257	78
	8.5	125	1.07	38	2.95	104							
	10	150	1.05	37	2.71	96							
	12	175	1.02	36	2.35	83							
HVD 22	7	100	1.08	38	3.88	137	22/30	1" NPT	64	33	55	1345	76
	8.5	125	1.07	38	3.72	131							
	10	150	1.06	37	3.46	122							
	12	175	1.08	38	3.18	112							
HVD 30	7	100	1.04	37	5.45	193	30/40	1 1/4" NPT	80	45	64	2535	75
	8.5	125	1.03	36	4.88	172							
	10	150	1.03	36	4.60	162							
	12	175	1.02	36	4.17	147							
HVD 37	7	100	1.70	60	6.68	236	37/50	1 1/4" NPT	80	45	64	2756	78
	8.5	125	1.71	60	6.13	217							
	10	150	1.71	60	5.75	203							
	12	175	1.72	61	5.25	185							
HVD 45	7	100	2.80	99	8.80	311	45/60	1 1/4" NPT	80	45	64	2888	78
	8.5	125	2.80	99	8.00	283							
	10	150	3.15	111	7.20	254							
	12	175	4.30	152	6.33	224							
HVD 55	7	100	2.65	94	9.95	351	55/75	2" NPT	91	54	82	4740	78
	8.5	125	2.75	97	9.45	334							
	10	150	2.75	97	8.75	309							
	12	175	4.33	153	7.54	266							
HVD 75	7	100	6.70	237	13.9	490	75/100	2" NPT	91	54	82	4520	79
	8.5	125	6.60	233	12.4	438							
	10	150	6.40	226	11.6	409							
	12	175	6.40	226	10.3	366							
HVD 90 C	7	100	5.00	177	16.7	589	90/125	2 1/2" NPT	106	71	83	6283	80
	8.5	125	4.93	174	15.1	533							
	10	150	4.77	168	14.0	493							
	12	175	4.77	168	13.1	463							
HVD 90	7	100	6.80	240	17.6	620	90/125	2 1/2" NPT	110	63	87	6801	80
	8.5	125	6.70	237	16.1	569							
	10	150	6.60	233	14.4	510							
	12	175	6.30	223	12.8	452							
HVD 110	7	100	6.80	240	20.8	733	110/150	2" NPT	110	63	87	7076	82
	8.5	125	6.70	237	19.6	690							
	10	150	6.60	233	17.9	632							
	12	175	6.30	223	16.1	569							
HVD 132	7	100	8.30	293	25.8	911	132/180	2" NPT	110	63	87	7385	83
	8.5	125	8.10	286	23.6	834							
	10	150	8.00	283	21.0	742							
	12	175	7.90	279	19.1	676							
HVD 160	7	100	12.7	295	32.8	1158	160/220	2 1/2" NPT	114	67	87	8267	83
	8.5	125	12.4	290	29.5	1042							
	10	150	12.2	287	25.7	908							
	12	175	12.0	283	23.1	816							
HVD 185	7	100	12.7	449	37.5	1324	185/250	2 1/2" NPT	114	67	87	8598	83
	8.5	125	12.4	438	33.4	1180							
	10	150	12.2	431	29.9	1056							
	12	175	12.0	424	26.8	946							
HVD 220	7	100	10.6	373	40.4	1427	220/300	4" FLANGE	127	89	96	11675	85
	8.5	125	10.4	367	36.6	1293							
	10	150	10.2	361	33.3	1177							
	12	175	10.0	353	30.1	1064							
HVD 260	7	100	10.6	373	49.1	1734	260/350	4" FLANGE	127	89	96	12336	86
	8.5	125	10.4	367	45.0	1589							
	10	150	10.2	361	41.2	1455							
	12	175	10.0	353	37.7	1330							
HVD 300	7	100	10.6	373	52.5	1854	300/400	4" FLANGE	127	89	96	13218	86
	8.5	125	10.4	367	46.5	1642							
	10	150	10.2	361	42.1	1487							
	12	175	10.0	353	39.4	1391							

- Unit performances measured in reference conditions which are 1 bar /14.5 psig absolute air pressure, %0 relative humidity, 20°C /68 °F inlet air temperature, 71°C/160 °F thermostatic valve set temperature and use of Smartoil.

- HERTZ KOMPRESSOREN reserves its rights to make changes in its products and specifications without prior notice.

- These are the dimensions of the products with tank&dryer HVD 5-15 series models.

- These are the weights of the products with tank&dryer HVD 5-15 series models.

** Refers to free air delivery measured according to ISO 1217:2009, Annex E standard.

** Refers to sound pressure level measured according to ISO 2151:2008 and ISO 3744:2010 with ± 3 dB(A) tolerance.

